



CHINT
CHINT ELECTRIC

Empower the World

Low Voltage Brief Catalogue

ABOUT CHINT



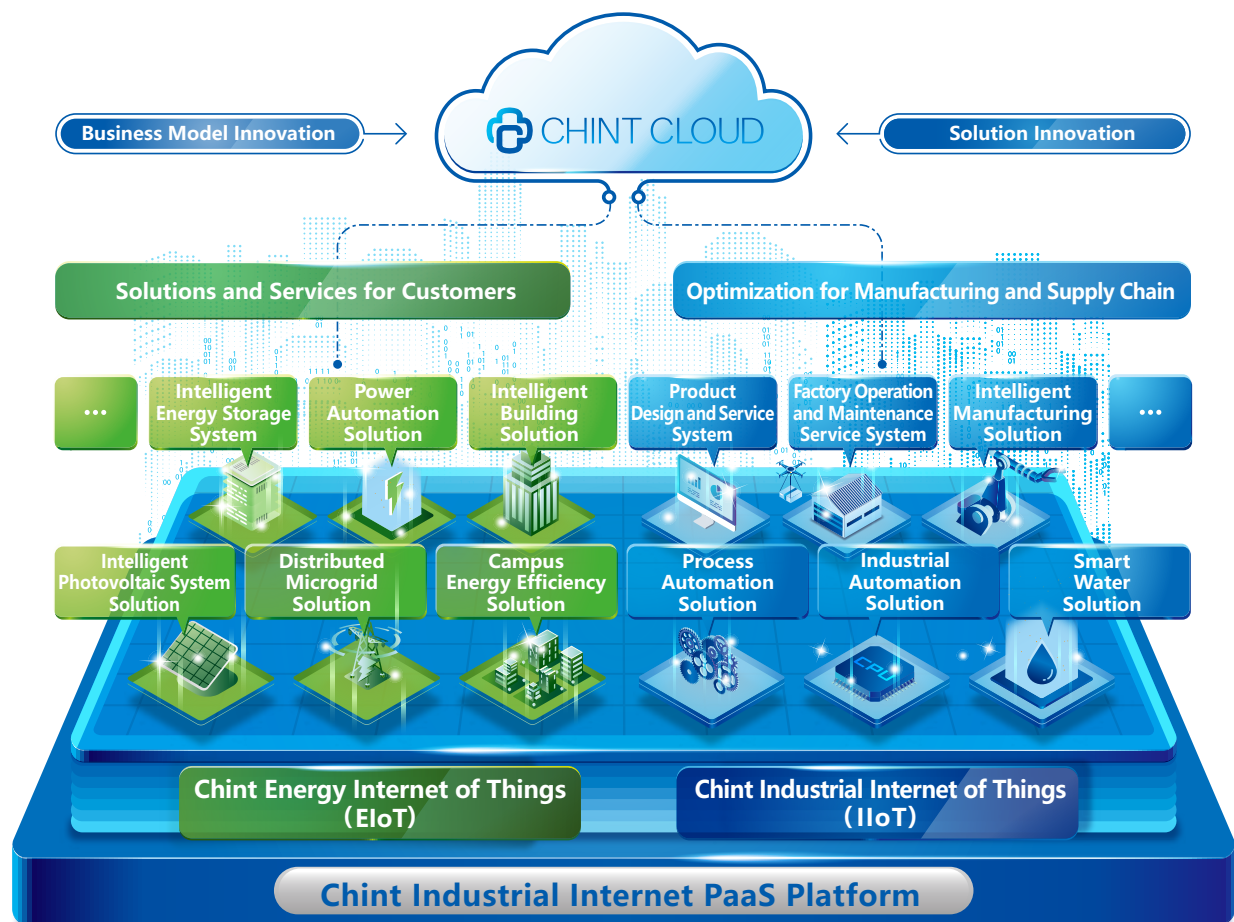
CHINT is a world renowned smart energy solution provider.

To comply with the trend of integrated development of modern energy, intelligent manufacturing and digital technology, CHINT has adopted the One Cloud & Two Nets as business strategy. As the platform of intelligent technology and data application, CHINT Cloud fulfills digital application and services in both internal and external. Based on the Industrial Internet of Things (IIoT), CHINT built an intelligent manufacturing system and realizes intelligent application in electrical industry. Relying on the Energy Internet of Things (EIoT), CHINT built its smart energy system and develops the regional EIoT mode.

Focusing on energy system of supply, storage, transmission, distribution and consumption, CHINT has core businesses of clean energy, energy distribution, big data and energy value-added services. Furthermore, CHINT pillar businesses include photovoltaic equipment, energy storage, power transmission & distribution, low-voltage apparatuses, intelligent terminals, software development and control automation. With developing into a platform enterprise, CHINT provides a package of energy solutions for public institutions, industrial & commercial users and end users, by building a regional smart energy operation ecosphere.

Founded in 1984, CHINT has developed business network in over 140 countries and regions with more than 30,000 employees. CHINT has reached annual sales of 10.5 billion USD, ranking Top 50 Asian Listed Companies and Top 100 China Private Enterprises.

ONE CLOUD & TWO NETS STRATEGY



CHINT CLOUD

Being the carrier of smart technology and data applications, CHINT Cloud connects corporate in-house manufacturing with operation and management data, realizing digital applications and services internally and externally.

CHINT EIoT

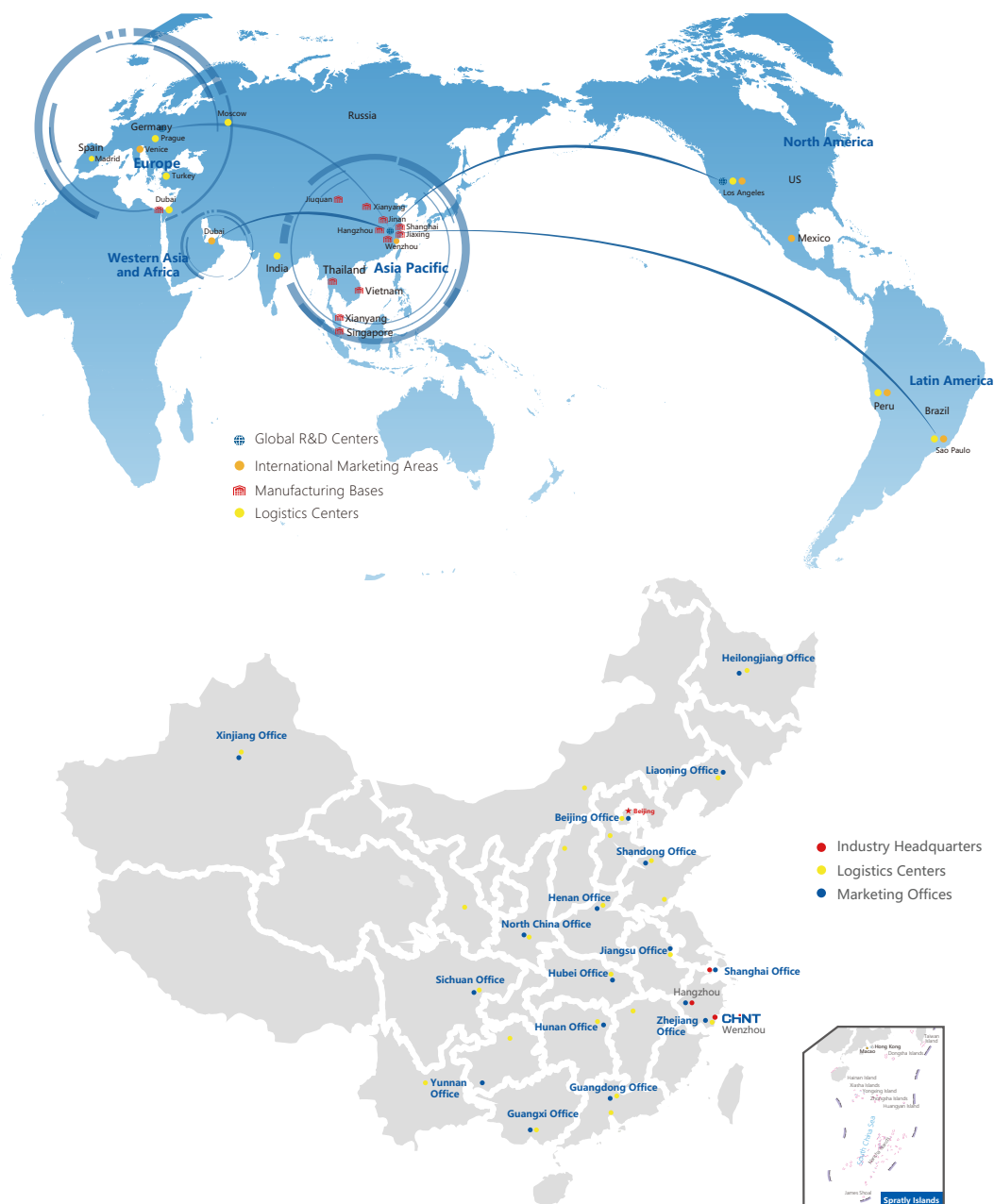
Being a user-centric multi-energy complementary smart energy system, CHINT EIoT provides a package of energy solutions for governments, industrial & commercial users and end users

CHINT IIoT

Being a smart manufacturing system based on corporate digital transformation, CHINT IIoT constitutes a flexible, high-efficiency and intelligent industrial system.

RELIABLE QUALITY, BEST-SELLING WORLDWIDE

- | | |
|---|--|
| <p>3 global R&D centers :
Europe, North America, Asia Pacific</p> <p>6 worldwide marketing areas :
Asia Pacific, Western Asia and Africa, Europe, Latin America, North America, China</p> <p>13 manufacturing bases :
China (Wenzhou, Shanghai, Hangzhou, Jiaxing, Xianyang, Jiuquan, Jinan), Thailand, Egypt, Singapore, Vietnam, Malaysia, Algeria (production line)</p> | <p>20 overseas subsidiaries</p> <p>16 marketing offices in China</p> <p>32 international logistics centers</p> <p>2300 sales companies</p> |
|---|--|



CHINT HONORS

Comprehensive Strength

- 2015, top 100 enterprises in China machinery industry
- 2016, top 100 enterprises of Zhejiang Province
- 2017, ranking the 85th place among top 500 China private enterprises
- 2017, innovative leading enterprise of Zhejiang Province
- 2017, top 100 enterprises in innovation capacity among the national hi-tech enterprises of Zhejiang Province

Independent Innovation

- 2015, Science and Technology Award of China Electrotechnical Society
- 2016, Golden Patent Prize of Zhejiang Province and Patent Recognition Award of Zhejiang Province for two serial products
- 2016, national intellectual property demonstration enterprise
- 2016, group member of China Intellectual Property Society
- 2016, member of Global Energy Interconnection Development and Cooperation Organization

Quality Management

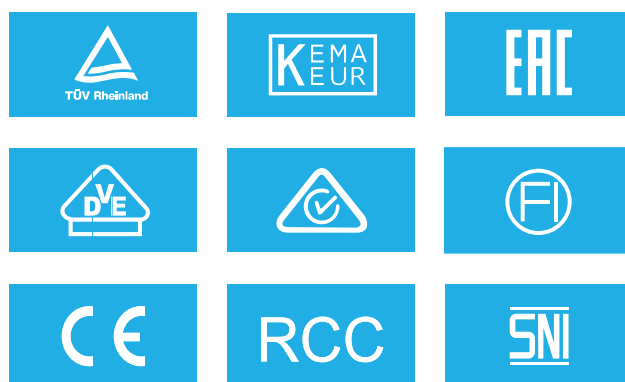
- 2016, advanced unit and user-satisfied enterprise in national user satisfaction project
- 2016, executive director unit of Asia Quality Function Development Association
- 2017, quality good faith enterprise of China machinery industry
- 2017, national product and service quality good faith demonstration enterprise

Social Responsibilities

- 2014, five-star enterprise of China industry sector in performing social responsibilities
- 2016, National Enterprise of Observing Contract and Valuing Credit
- 2017, credit management demonstration enterprise of Zhejiang Province
- 2018, the 10th "China Charity Award" of the Ministry of Civil Affairs

QUALIFICATION CERTIFICATION

The products have been accredited through China Compulsory Certification (CCC) as well as UL of US, CE of EU, VDE and TÜV of Germany, EAC of Russia, KEMA of Netherlands, RCM of Australia, RCC of South Africa and other international product certifications.



CRAFTSMANSHIP FORGES HIGH-QUALITY PRODUCTS

Craftsmanship Forges High-quality Products

CHINT Electric, a core controlled company belonging to CHINT Group, it focuses on R&D, design, manufacturing and sales of low-voltage apparatus products and provides system solutions for building, power supply, hoisting, HVAC, telecommunication and other industrial customers. For over 30 years since its founding, CHINT has provided reliable products and services for over

140 countries and regions, and has become one of world famous low-voltage apparatus brand operators.

CHINT will continuously satisfy the increasing market demand through technical and innovative services advancing with the times, and will provide safer, more reliable products and create more secure and comfortable living environment.



CHINT NEXT SERIES

Air Circuit Breaker

- Built-in busbar temperature sensor ;
- Fine shell-frame division ;
- Man-machine interconnection ;
- Strong environmental adaptability.

Moulded Case Circuit Breaker

- Fine shell-frame division ;
- Line protection ;
- Double insulation ;
- Man-machine interconnection ;
- Strong environmental adaptability.

Terminal Distribution Apparatus

- Clear contact window ;
- Small size and high current ;
- More current specification options ;
- Abundant accessories ;
- Strong environmental adaptability.














Motor Control and Protection

- Suitable for large voltage fluctuation ;
- Humane design ;
- Fine current specification ;
- More standard auxiliary contacts ;
- Strong environmental adaptability.



Low Voltage

Brief Catalogue

 Modular DIN Rail Product	P-001
 MCCB	P-025
 ACB	P-028
 Contactors, Relays, Starters	P-029
 Pushbuttons & Indicator Lights & Buzzers	P-035
 Inverter & Soft-Starter	P-036
 Relay	P-038
 LV Capacitor	P-057
 Low Voltage VT & AVR & CT & PT	P-061
 Switch Disconnecter, Fuse-switch Disconnecter, Changeover Switch	P-064
 Fuses, Position Switches, Universal Change-over Switches, Connection Terminals	P-067
 Switch and Socket	P-075
 Meter	P-078

The NEXT Series

Brief Catalogue

 Air Circuit Breaker	P-083
--	-------

 Moulded Case Circuit Breaker	P-084
---	-------

 Modular DIN Rail Product	P-085
---	-------

 Motor Control & Protection	P-091
---	-------

 Series Automatic Transfer Switching Equipment	P-093
--	-------



NB1-63
IEC60947 10In



NB1-63
IEC60947 12In



NB1-63H

NB1-63(H) Miniature Circuit Breaker

1. General

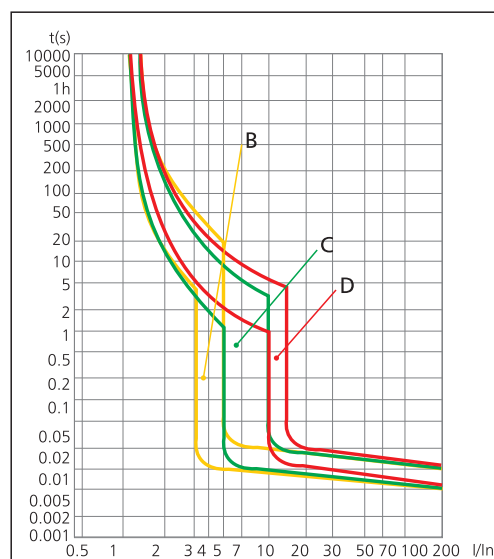
- Short circuit protection
- Overload protection
- Switch
- Isolation
- Contact position indicator
- Advanced current-limit technology
- Heat dissipation gap for better cooling
- Extendable DIN-rail holder for easy installation

2. Technical features

Standard		IEC/EN 60898-1	IEC/EN 60947-2	UL1077
Rated current I_n	A	1, 2, 3, 4, 6, 10, 13, 16, 20, 25, 32, 40, 50, 63		1, 2, 3, 4, 6, 10, 13, 16, 20, 25, 32, 40, 50, 63
Poles		1P, 1P+N, 2P, 3P, 3P+N, 4P	1P, 2P, 3P, 4P	1P, 2P
Rated voltage U_e	V	230/400~240/415		277/480
Rated frequency	Hz	AC 50/60		DC
Rated breaking capacity	A	6000/10000	6000	5000
Energy limiting class		3		
Rated impulse withstand voltage (1.2/50) U_{imp}	V	6000		
Thermo-magnetic release characteristic		B, C, D	(8-12) I_n	B, C, D
Electrical life		10,000		
Mechanical life		20,000		
Mounting		On DIN rail EN 60715 (35mm) by means of fast clip device		
Connection		From top and bottom		
Auxiliary contact		Yes		
Shunt release		Yes		
Under voltage release		Yes		
Alarm contact		Yes		

3. Curve

B, C, D curve





NB1-63DC

NB1-63DC DC Circuit Breaker

1. General

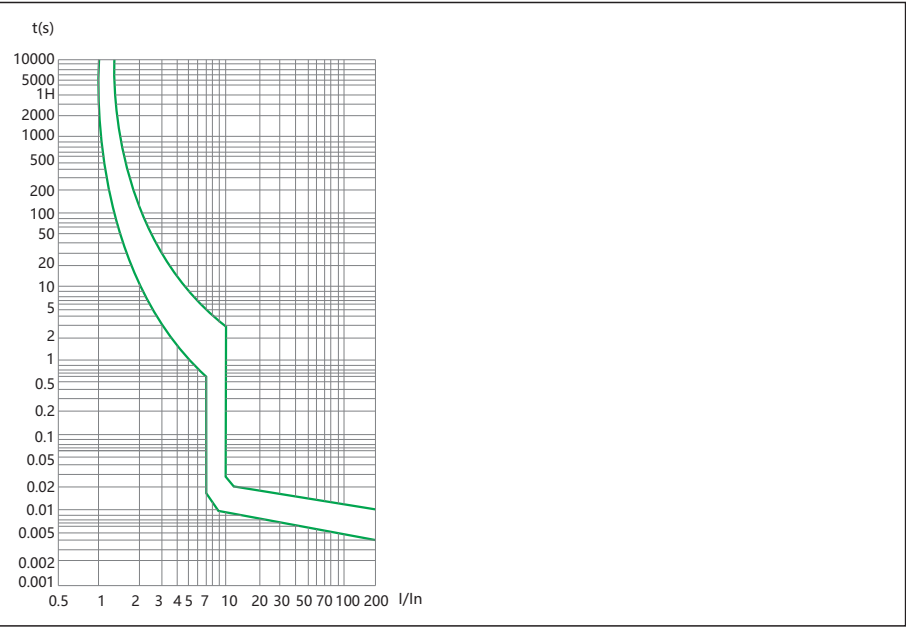
- Excellent breaking capacity
- Double connection function of lead wire and bus bar
- Stored energy operation, fast closing, long service life
- Convenient installation, disassembly
- Contact on-off indication, higher security
- Green environmental protection and energy saving

2. Technical features

Standard		IEC/EN 60947-2
Rated current In	A	1, 2, 3, 4, 6, 10, 13, 16, 20, 25, 32, 40, 50, 63
Poles		1P, 2P, 4P
Rated voltage Ue	V	1P: 250V; 2P: 500V; 4P: 1000V
Electrical life		1,500
Mechanical life		20,000

3. Curve

C curve





NBH8

NBH8 Miniature Circuit Breaker

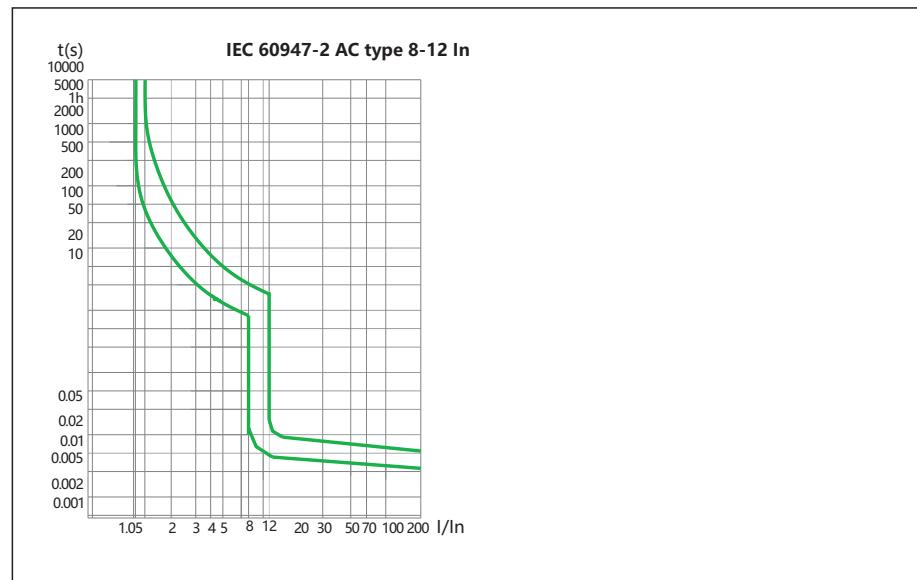
1. General

- Short circuit protection
- Overload protection
- Switch
- Isolation
- 1P+N in one module.
- Contact position indicator

2. Technical features

Standard		IEC 60947-2
Rated current I_n	A	1, 2, 3, 4, 6, 10, 16, 20, 25, 32, 40
Poles		1P+N
Rated voltage U_e	V	252
Thermo-magnetic release characteristic		
Rated frequency	Hz	50
Rated breaking capacity	A	4500
Rated impulse withstand voltage(1.2/50) U_{imp}	V	4000
Electrical life		8, 000
Mechanical life		20, 000
Mounting		On DIN rail EN 60715 (35mm) by means of fast clip device
Terminal connection type		Cable/Pin-type busbar
Auxiliary contact		Yes
Shunt release		Yes
Under voltage release		Yes
Alarm contact		Yes

3.Curve





eBC



eB



eBG

eBCeBeBG Miniature Circuit Breaker

1. General

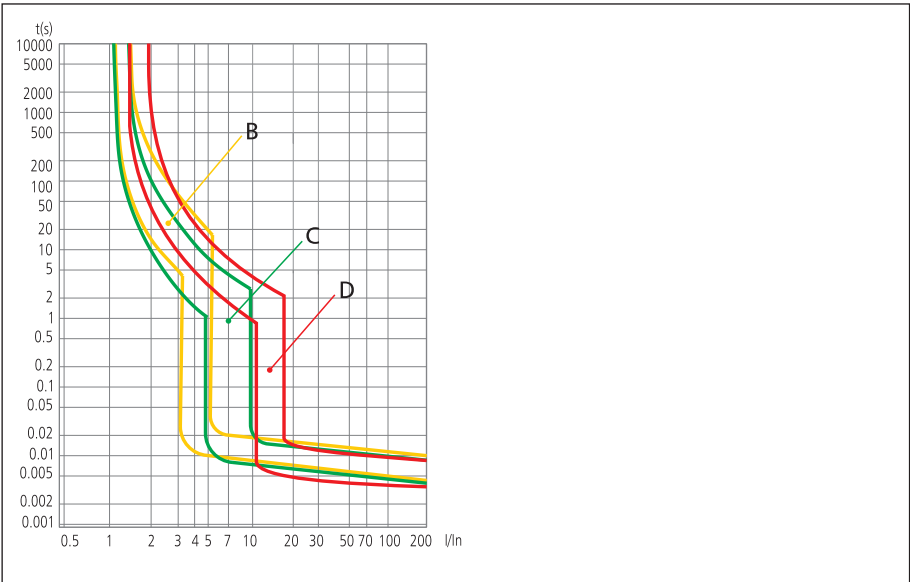
- Short circuit protection
- Overload protection
- Switch
- Isolation
- Economic type breaker
- High cost-effective

2. Technical features

Standard		IEC/EN 60898-1	IEC/EN 60947-2
Rated current In	A	1, 2, 3, 4, 5, 6, 10, 15, 16, 20, 25, 32, 40, 50, 63	
Poles		1P, 2P, 3P, 4P	
Rated voltage Ue	V	230/400~240/415	
Rated frequency	Hz	50/60	
Rated breaking capacity	kA	3 (1A~63A) eBC 4.5 (1A~63A) eB 6 (B,C 1~40A) eBG	
Rated impulse withstand voltage(1.2/50)Uimp	V	4,000	
Thermo-magnetic release characteristic		B,C,D	(8-12)In
Electrical life		4,000	
Mechanical life		10,000	
Terminal connection type		Cable/Pin-type busbar	
Mounting		On DIN rail EN 60715(35mm) by means of fast clip device	
Connection		From top and bottom	

3. Curve

B, C, D curve





DZ158
IEC60947 10In



DZ158
IEC60947 12In

DZ158 Moulded Case Circuit Breaker

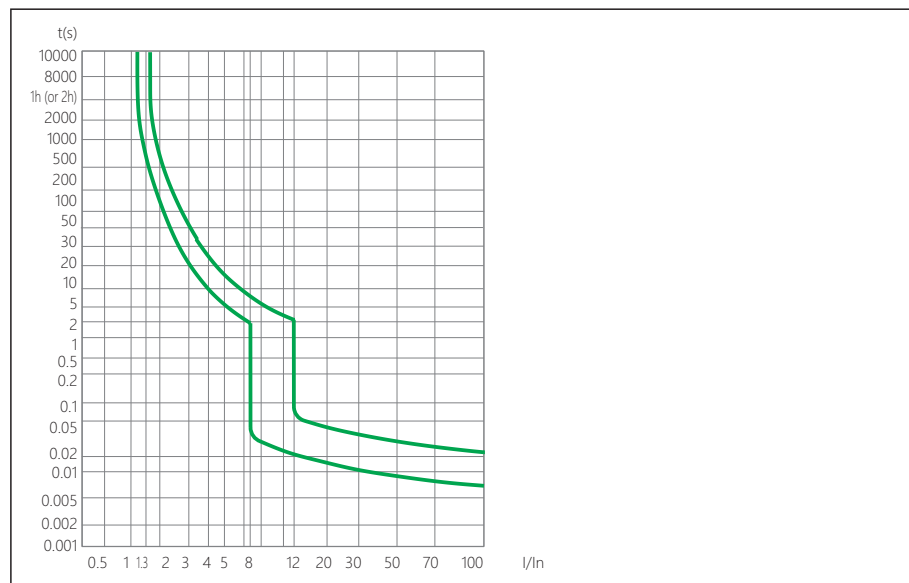
1. General

- Short circuit protection
- Overload protection
- Switch
- Isolation
- Contact position indicator

2. Technical features

Standard		IEC/EN 60947-2
Rated current In	A	63, 80, 100, 125
Poles		1P, 2P, 3P, 4P
Rated voltage Ue	V	230/400~240/415
Rated frequency	Hz	50
Rated breaking capacity	kA	6/10
Rated impulse withstand voltage(1.2/50) Uimp	V	4000
Thermo-magnetic release characteristic		(8-12)In
Electrical life		1,500 (In=63A, 80A, 100A) 1,000 (In=125A)
Mechanical life		8,500 (In=63A, 80A, 100A) 7,000 (In=125A)
Mounting		On DIN rail EN 60715 (35mm) by means of fast clip device
Connection		From top and bottom

3.Curve



EAC

RCC

SAA



NL1

NL1 Residual Current Operated Circuit Breaker without Over-current Protection (Magnetic)

1. General

- Protect people against indirect contacts and additional protection against direct contacts.
- Protect installations against fire hazard due to insulation faults.

2. Detectable wave form

- AC Class
Tripping is ensured for slowly increasing sinusoidal AC residual currents.
- A Class
Tripping is ensured for sinusoidal AC residual currents and for pulsed DC residual currents, whether applied suddenly or increasing slowly.
- A-SI Class
Tripping is ensured not only for sinusoidal AC residual currents but also for pulsed DC residual currents whether applied suddenly or increasing slowly. A type with filters against spurious tripping caused by harmonics and transient surges.
With the impact of 8/20us surge 3000A, this high immunity RCCB will still be in stable status.

3. Tripping sensitivity

- 10mA - precision instrument leakage protection and bathroom use.
- 30mA - additional protection against direct contact.
- 100mA - co-ordinated with the earth system according to the formula $I_{\Delta n} < 50/R$, to provide protection against indirect contacts.
- 300mA/500mA - protection against indirect contacts, as well as fire hazard.

4. Tripping time

- Instantaneous
It ensures instantaneous tripping (without time-delay).
- Short time delay $\frac{G}{SI}$
It ensures any tripping at least 10ms.
- Selective $\frac{S}{SI}$
It ensures total discrimination with a nonselective RCCB placed downstream.

5. Technical features

Standard	IEC/EN 61008-1	IEC/EN 62423&IEC/EN 61008-1
Type (wave form of the earth leakage sensed)	AC, A, AC-G, A-G, AC-S, A-S, A-SI	F
Rated current I_n	A 25, 40, 63, 80, 100	25, 40, 63,
Poles	2P, 4P	
Rated voltage U_e	V 230/400~240/415	
Rated sensitivity $I_{\Delta n}$	A 0.01 for 25A, 0.03, 0.1, 0.3	0.03, 0.1, 0.3
Short-circuit current $I_{cn}=I_{\Delta c}$	A 6000/10000	10000
Electrical life	2, 000	
Mechanical life	2, 000	
Terminal connection type	Cable/U-type busbar/Pin-type busbar	
Mounting	On DIN rail EN 60715 (35mm) by means of fast clip device	
Connection	From top and bottom	





NL210

NL210 Residual Current Operated Circuit Breaker without over-current protection

1. General

- Protect people against indirect contacts and additional protection against direct contacts.
- Protect installations against fire hazard due to insulation faults.

2. Detectable wave form

- B Class

Tripping is ensured for sinusoidal AC residual currents pulsed DC residual currents, alternating residual sinusoidal currents up to 1000Hz, pulsating direct residual currents and for smooth direct residual currents, whether applied suddenly or increasing slowly.

3. Tripping sensitivity

30mA-additional protection against direct contact.

4. Tripping time

- Instantaneous
It ensures instantaneous tripping (without time-delay).

5. Technical features

Standard		IEC/EN 61008-1
Type (wave form of the earth leakage sensed)		B
Rated current I_n	A	25, 40, 63
Poles		4P
Rated voltage U_e	V	400
Rated sensitivity $I_{\Delta n}$	A	0.03
Short-circuit current $I_{cn}=I_{\Delta c}$	A	10000
Electrical life		2, 000
Mechanical life		10000
Terminal connection type		Cable/U-type busbar/Pin-type busbar
Mounting		On DIN rail EN 60715 (35mm) by means of fast clip device
Connection		From top and Bottom



NB1L

NB1L Residual Current Operated Circuit Breaker with Over-current Protection (Magnetic)

1. General

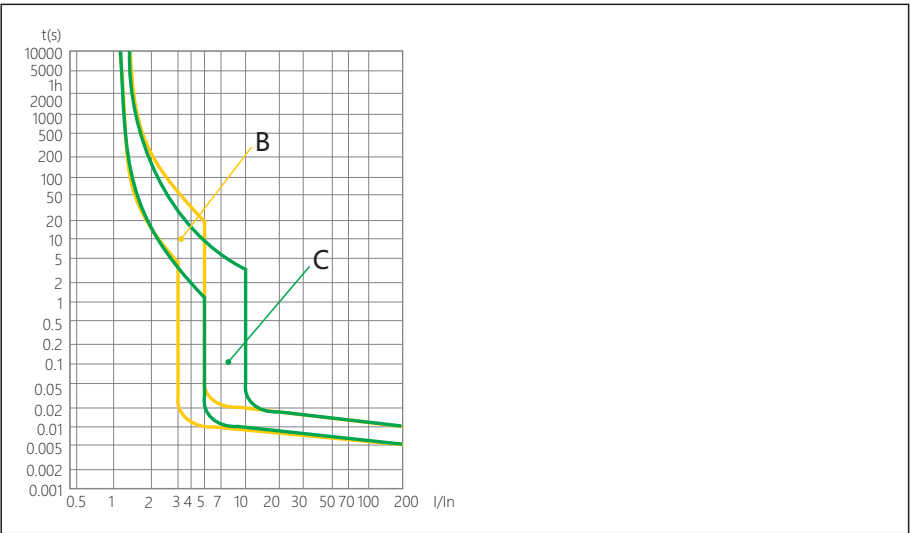
- Protection against risk of fire
- Protection against risk of electric shock
- Protection against overload
- Protection against short circuit
- Contact position indicator

2. Technical features

Standard		IEC/EN 61009-1	
Type (wave form of the earth leakage sensed)		AC, A	
Thermo-magnetic release characteristic		B, C	
Rated current I _n	A	MCB+add-on RCCB block	1, 2, 3, 4, 6, 8, 10, 13, 16, 20, 25, 32, 40, 50, 63
		Combined	1~25/6~40
Poles		MCB+add-on RCCB block	1P+N, 2P, 3P, 3P+N, 4P
		Combined	1P+N, 2P
Rated voltage U _e	V	230/400~240/415	
Rated sensitivity I _{Δn}	A	0.03, 0.1, 0.3	
Rated short-circuit capacity I _{cn}	A	6,000/10,000	
Break time under I _{Δn}	s	≤0.1	
Electrical life		2,000	
Mechanical life		2,000	
Mounting		On DIN rail EN 60715 (35mm) by means of fast clip device	
Connection		From top and bottom (for combined type)	
		From top (MCB+add-on RCCB block)	

3. Curve

B, C curve





NB3LE

NB3LE Residual Current Operated Circuit Breaker with Over-current Protection (Electronic)

1. General

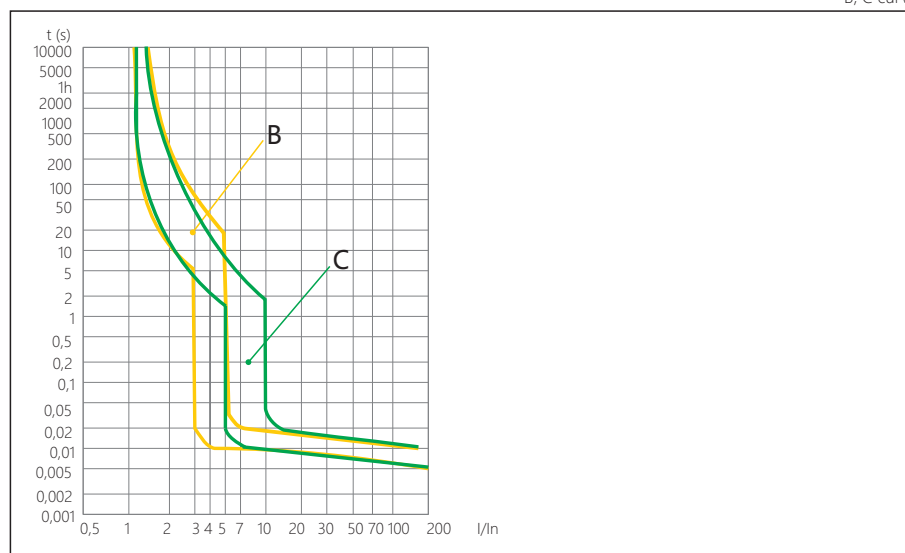
- Protection against risk of fire
- Protection against risk of electric shock
- Protection against overload
- Protection against short circuit
- 1P+N in one module
- Contact position indicator

2. Technical features

Standard		IEC/EN 61009-1
Type (wave form of the earth leakage sensed)		AC, A
Thermo-magnetic release characteristic		B, C
Rated current I_n	A	6, 10, 16, 20, 25, 32
Poles		1P+N
Rated voltage U_e	V	240
Rated sensitivity $I_{\Delta n}$	A	0.03
Short-circuit current I_{cn}	A	6,000
Break time under $I_{\Delta n}$	s	≤ 0.1
Electrical life		2, 000
Mechanical life		2, 000
Terminal connection type		Cable/U-type busbar/Pin-type busbar
Mounting		On DIN rail EN 60715 (35mm) by means of fast clip device
Connection		From top

3. Curve

B, C curve





NB3LEU

NB3LEU Residual Current Operated Circuit Breaker with Over-current Protection (Electronic)

1. General

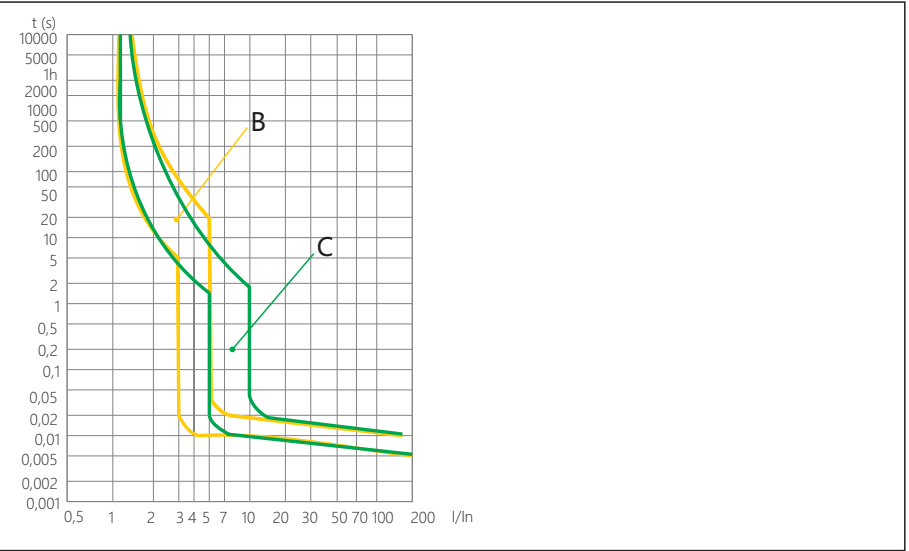
- Protection against risk of fire
- Protection against risk of electric shock
- Protection against overload
- Protection against short circuit
- 1P+N in one module
- Contact position indicator

2. Technical features

Standard		IEC/EN 61009-1
Type (wave form of the earth leakage sensed)		AC, A
Thermo-magnetic release characteristic		B, C
Rated current I _n	A	6, 10, 13, 16, 20, 25, 32, 40, 45, 50
Poles		1P+N
Rated voltage U _e	V	240
Rated sensitivity I _{Δn}	A	0.03
Short-circuit current I _{cn}	A	10,000
Break time under I _{Δn}	s	≤0.1
Electrical life		2, 000
Mechanical life		2, 000
Terminal connection type		Cable/U-type busbar/Pin-type busbar
Mounting		On DIN rail EN 60715 (35mm) by means of fast clip device
Connection		From bottom

3. Curve

B, C curve





NB3LEG

NB3LEG Residual Current Operated Circuit Breaker with Over-current Protection (Electronic)

1. General

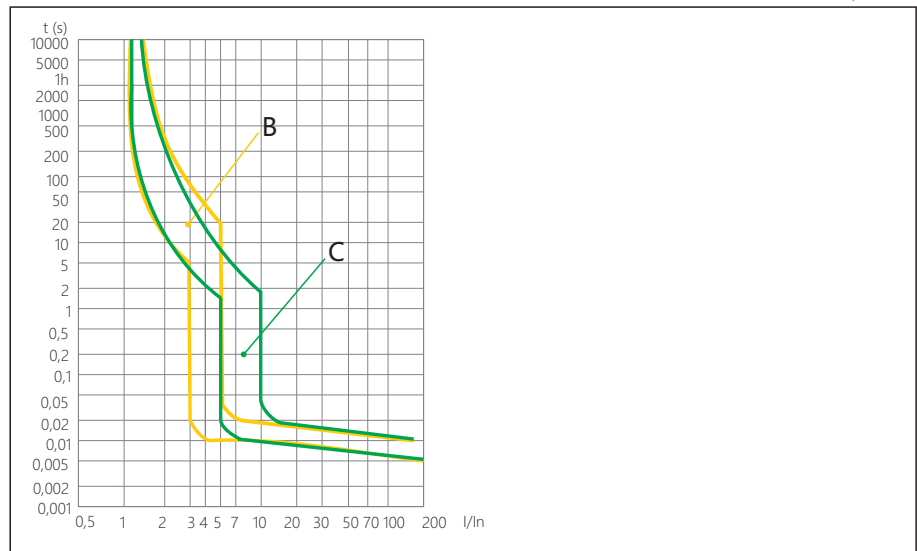
- Protection against risk of fire
- Protection against risk of electric shock
- Protection against overload
- Protection against short circuit
- 1P+N in one module
- Contact position indicator

2. Technical features

Standard		IEC/EN 61009-1
Type (wave form of the earth leakage sensed)		AC
Thermo-magnetic release characteristic		B, C
Rated current I_n	A	6, 10, 13, 16, 20, 25, 32, 40
Poles		1P+N
Rated voltage U_e	V	240
Rated sensitivity $I_{\Delta n}$	A	0.03
Short-circuit current I_{cn}	A	10,000
Break time under $I_{\Delta n}$	s	≤ 0.1
Electrical life		2, 000
Mechanical life		2, 000
Terminal connection type		Cable/U-type busbar/Pin-type busbar
Mounting		On DIN rail EN 60715 (35mm) by means of fast clip device
Connection		From bottom

3. Curve

B, C curve





NBH8LE

NBH8LE Residual Current Operated Circuit Breaker with Over-current Protection (Electronic)

1. General


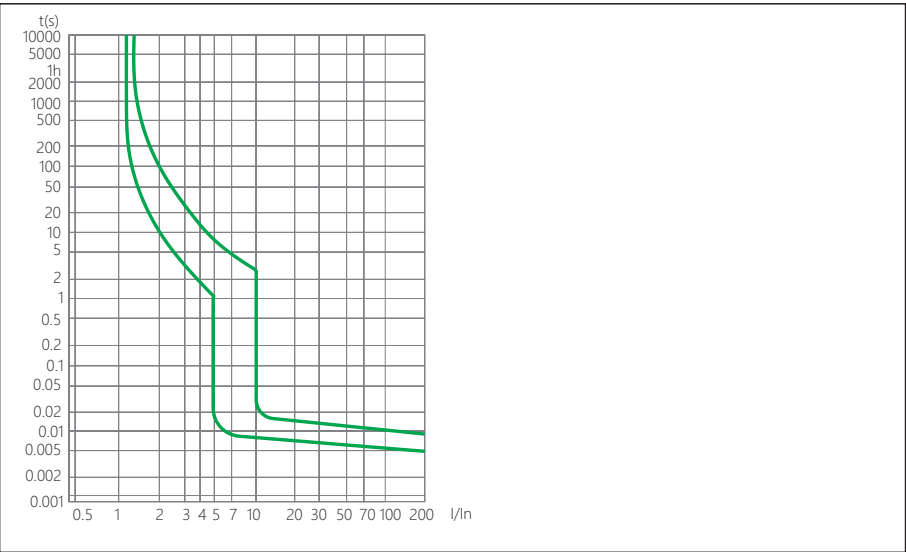
- Protection against risk of fire
- Protection against risk of electric shock
- Protection against overload
- Protection against short circuit

2. Technical features

Standard		IEC/EN 61009-1
Type (wave form of the earth leakage sensed)		AC
Thermo-magnetic release characteristic		C
Rated current I _n	A	1, 2, 3, 4, 6, 10, 16, 20, 25, 32, 40
Poles		1P+N
Rated voltage U _e	V	230/240
Rated sensitivity I _{Δn}	A	0.01, 0.03
Short-circuit current I _{cn}	A	4,500/6,000
Electrical life		4,000
Mechanical life		20, 000
Mounting		On DIN rail EN 60715 (35mm) by means of fast clip device
Connection		From top

3. Curve

C curve





DZ158LE

DZ158LE Residual Current Operated Circuit Breaker

1. General

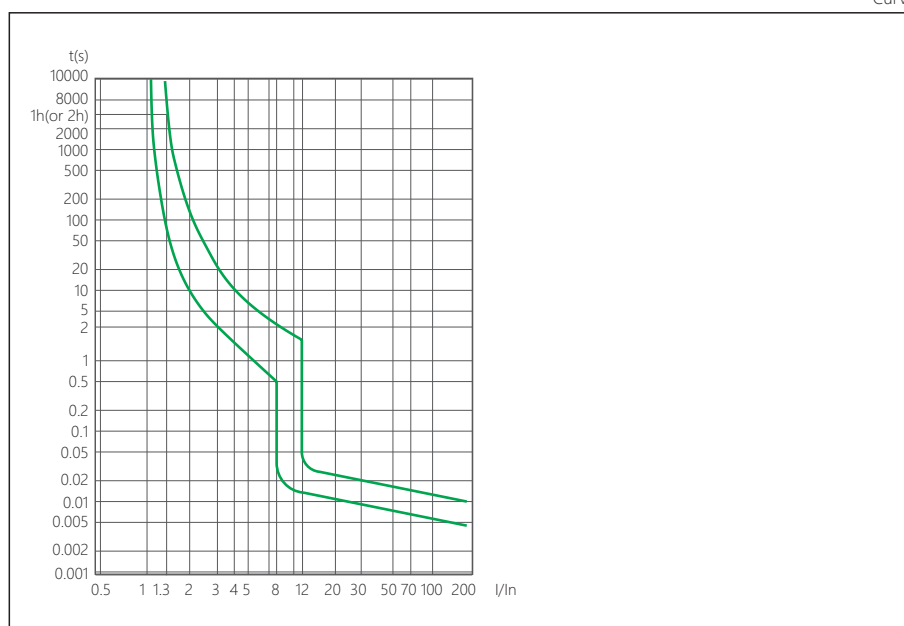
- Protection against risk of fire
- Protection against risk of electric shock
- Protection against overload
- Protection against short circuit

2. Technical features

Standard		IEC/EN 60947-2
Type (wave form of the earth leakage sensed)		AC
Thermo-magnetic release characteristic		8~12I _n
Rated current I _n	A	63, 80, 100
Poles		1P+N, 2P, 3P, 3P+N, 4P
Rated voltage U _e	V	230/400
Rated sensitivity I _{Δn}	A	0.03, 0.1, 0.3
Short-circuit current I _{cn}	A	6,000
Electrical life		1, 500
Mechanical life		8,500
Mounting		On DIN rail EN 60715 (35mm) by means of fast clip device
Connection		From top

3. Curve

Curve





NB2LE

NB2LE Residual Current Operated Circuit Breaker

1. General

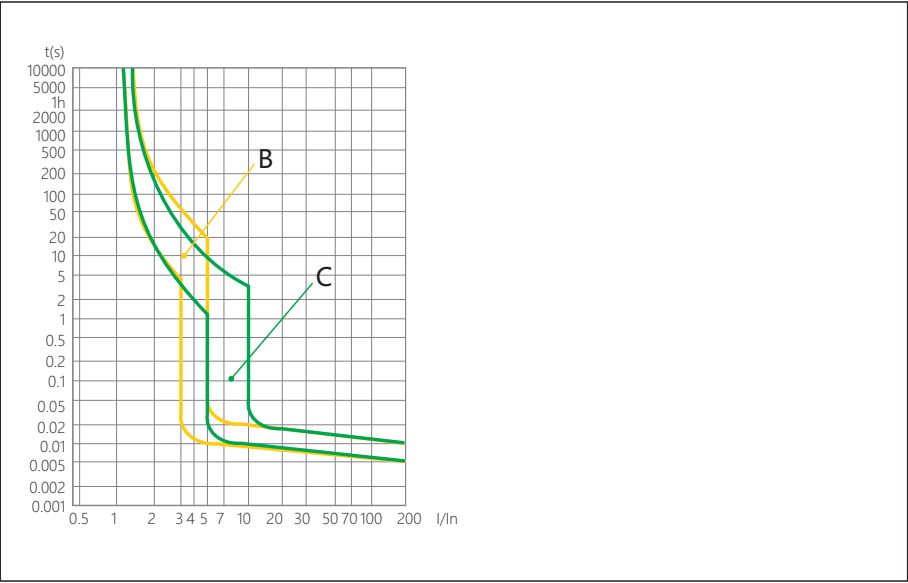
- Protection against risk of fire
- Protection against risk of electric shock
- Protection against overload
- Protection against short circuit

2. Technical features

Standard		IEC/EN 61009-1
Type (wave form of the earth leakage sensed)		AC, A
Thermo-magnetic release characteristic		B, C
Rated current I _n	A	6, 10, 16, 20, 25, 32, 40
Poles		1P+N
Rated voltage U _e	V	240
Rated sensitivity I _{Δn}	A	0.03
Short-circuit current I _{cn}	A	6000
Electrical life		2,000
Mechanical life		1,000
Mounting		On DIN rail EN 60715 (35mm) by means of fast clip device
Connection		From top and bottom

3. Curve

B, C curve





NB310L (2P)



NB310L (3PN)

NB310L Residual Current Operated Circuit Breaker with Over-current Protection (Magnetic)

1. General

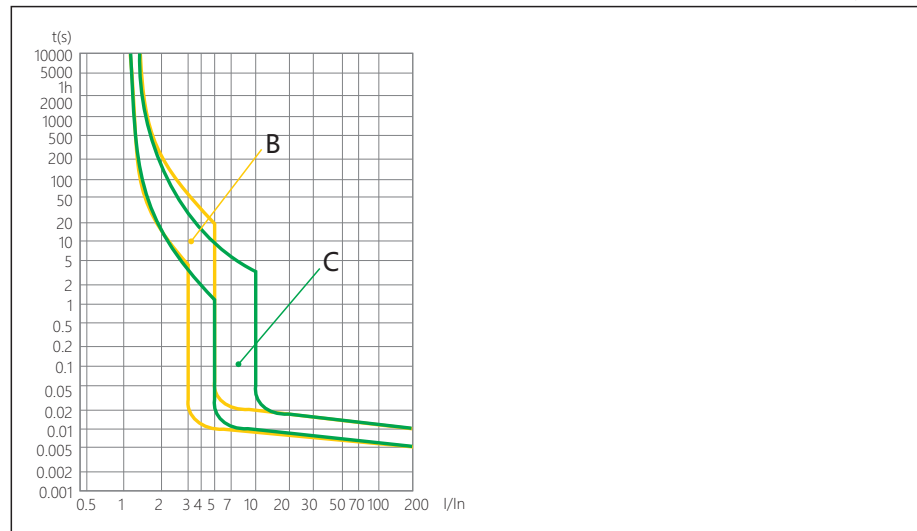
- Protection against risk of fire
- Protection against risk of electric shock
- Protection against overload
- Protection against short circuit
- Contact position indicator

2. Technical features

Standard		IEC/EN 61009-1	
Type (wave form of the earth leakage sensed)		A	A, AC
Poles		2P	3PN
Thermo-magnetic release characteristic		B, C	
Rated current I_n	A	6-32	6-40
Poles		2P	3P+N
Rated voltage U_e	V	230/240	400
Rated sensitivity $I_{\Delta n}$	A	0.03	
Rated short-circuit capacity I_{cn}	A	6,000	
Break time under $I_{\Delta n}$	s	≤ 0.1	
Electrical life		2,000	
Mechanical life		2,000	10000
Mounting		On DIN rail EN 60715 (35mm) by means of fast clip device	
Connection		From top and bottom	

3. Curve

B, C curve





XF9



XF9 (Auxiliary Contact for NB1, NBH8, NB1L, NBH8LE)

1. General

- General: Indication of the position of the device's contacts.
- Manufactured according to IEC/EN 60947-5-1
- Rated voltage: DC 24V, 48V, 130V; AC 240V, 415V
- Configurations: 1N/O+1N/C
- Mounted on the left of the MCBs/RCBOs.



XF9J



XF9J (Alarm Auxiliary Contact for NB1, NBH8, NB1L, NBH8LE)

1. General

- General: Indication of the position of the device's contacts only after the automatic release of the MCBs/RCBOs due to overload or short circuit.
- Manufactured according to IEC/EN 60947-5-1
- Rated voltage: DC 24V, 48V, 130V; AC 240V, 415V
- Configurations: 1N/O+1N/C
- Mounted on the left of the MCBs/RCBOs.



S9



S9 (Shunt Release for NB1, NBH8, NB1L, NBH8LE)

1. General

- General: Remote opening of the device when a voltage is applied.
- Manufactured according to IEC/EN 60947-5-1
- Rated voltage: AC/DC 24V, 48V; AC 230V, 400V
- Mounted on the left of the MCBs/RCBOs.



V9



V9 (Under Voltage Release for NB1, NBH8, NB1L, NBH8LE)

1. General

- General: Reliable break the device in the case of a voltage drop (between 35% and 70% of its rated value)
- Manufactured according to IEC/EN 60947-5-1
- Rated voltage: AC 230V
- Mounted on the left of the MCBs/RCBOs .



AX-1



AX-1 (Auxiliary Contact for DZ158, DZ158LE)

1. General

- General: Indication of the position of the device's contacts.
- Manufactured according to IEC/EN 60947-5-1
- Rated voltage: DC 125V; AC 415V
- Configurations: 1N/O+1N/C
- Mounted on the left of the MCBs/RCBOs.



AX-5



AX-5 Auxiliary Contact

1. General

Low Voltage Brief Catalogue P-020

- General: Indication of the position of the device's contacts.
- Manufactured according to IEC/EN 60947-5-1
- Rated voltage: AC-12: AC415V/3A, AC240V/6A
DC-12: DC130V/1A, DC48V/2A, DC24V/6A
- Configurations: 1N/O+1N/C
- Mounted on the left of the NI1



OUVR-1



OUVR-1 Self-recovery overvoltage and undervoltage protector

1. General

in case of the overvoltage or undervoltage of power supply line, the protector can quickly and safely break the circuit under continuous high voltage surge,

- Rated current: 32A, 40A, 50A, 63A, 80A
- Number of poles: 1P+N, 3P+N
- Reliable operation: Protection is characterized by inverse time lag operation with operating time $\leq 1s$;



OUVR-2



OUVR-2 Self-recovery overvoltage and undervoltage protector :

1. General

in case of the overvoltage or undervoltage of power supply line, the protector can quickly and safely break the circuit under continuous high voltage surge,

- Rated current: 32A, 40A, 50A, 63A, 80A
- Number of poles: 1P+N, 3P+N
- Reliable operation: Protection is characterized by inverse time lag operation with operating time $\leq 1s$;
- Condition indication: The protector has the LED to indicate the operating state, where green is normal voltage indication, and red is overvoltage or under voltage indication;



NH2



NH2 Switch Disconnecter

1. General

- Isolation
- Designed match DZ series MCBs/RCBOs

2. Technical features

- Manufactured according to IEC/EN 60947-3
- Electric ratings: 32A, 63A, 100A, 125A, 230/400V~240/415V, 50/60Hz
- Rated short circuit breaking capacity: 20Ie, t=0.1s
- Electric life: 1500
- Mechanical life: 8500
- Connection: From top and bottom



NH4



NH4 Switch Disconnecter

1. General

- Isolation
- Designed match N series MCBs/RCBOs

2. Technical features

- Manufactured according to IEC/EN 60947-3
- Electric ratings: 32A, 63A, 100A, 125A, 230/400V~240/415V, 50/60Hz
- Rated short circuit breaking capacity: 20Ie, t=0.1s
- Electric life: 1500
- Mechanical life: 8500
- Connection: From top and bottom



NZK1



NZK1-32 Change-over Switch

1. General

- Electric ratings: AC 50/60Hz;
- Rated voltage up to 250V, rated current 32A;
- Standard: IEC/EN 60669-1

2. Technical features

- Poles: 1P, 2P
- Rated frequency: 50Hz/60Hz;
- Rated operating current I_e : 32A;
- Rated voltage U_e : 250V;
- Rated making and breaking capacity:
 $1.1U_e$; $1.25I_e$; $\cos\Phi=0.3\pm0.05$; 200 times
- Operational performance:
 $U_e0^{+5\%}I_e$; $\cos\Phi=0.6\pm0.05$; 10000 times



NZK2



NZK2-32 Change-over Switch

1. General

- Electric ratings: AC 50/60Hz;
- Rated voltage up to 250V, rated current 32A;
- Standard: IEC/EN 60669-1

2. Technical features

- Poles: 1P, 2P
- Rated frequency: 50Hz/60Hz;
- Rated operating current I_e : 32A;
- Rated voltage U_e : 250V;
- Rated making and breaking capacity:
 $1.1U_e$; $1.25I_e$; $\cos\Phi=0.3\pm0.05$; 200 times
- Operational performance:
 $U_e0^{+5\%}I_e$; $\cos\Phi=0.6\pm0.05$; 10000 times



NU6-II



NU6-II

Low-voltage Surge Arrester

1. General

- Manufactured according to IEC 61643-1, EN 61643-11
- Composed by two independent components
- With remote control port
- Electric ratings: 230/400V, AC50/60Hz, Single-phase or 3-phase
- Maximum discharge current (kA): 40kA, 60kA, 100kA
- Max. continuous operational voltage U_c (V): 385V, 460V

2. Technical data

Model	Max. continuous operational voltage U_c (V~)	Level of protection U_p (kV)	Maximum discharge current I_{max} (8/20 μ s) (kA)	Nominal discharge current I_n (8/20 μ s) (kA)
NU6-II	385	1.8	40	15
	460	2.0		
NU6-II	385	1.8	60	25
	460	2.0		
NU6-II	385	1.8	100	40
	460	2.0		

Auxiliary	Configurations	Rated voltage U_n (V)	Rated current I_n (A)
contact	1NO+1NC	AC125	3



NU6-II G

Low-voltage Surge Arrester

1. General

- 1.1 Certificates: international certificates are under proceeding;
- 1.2 Number of pole: 1, 2, 3, 4, 1P+N, 3P+N;
- 1.3 Electric ratings: 230/400V, AC50/60Hz;
- 1.4 Application: Protect electric system and on-loading electrical apparatus from thunder and instantaneous over-voltage;
- 1.5 Standard: IEC/EN 61643-11

2. Technical data

Model	Max. continuous operational voltage U_c (V~)	Level of protection U_p (kV)	Maximum discharge current I_{max} (8/20 μ s) (kA)	Nominal discharge current I_n (8/20 μ s) (kA)
NU6-II G(/F)	275	1.5	40	20
	320	1.6		
	385	1.8		
	440	2.0		
	255(NPE)	1.5	65	30
	275	1.6		
	320	1.8		
	385	2.0		
	440	2.2		

Auxiliary	Configurations	Rated voltage U_n (V)	Rated current I_n (A)
contact	1NO+1NC	AC250	0.5



NP9

CE

NP9 Pushbutton

1. General

- For controlling electrical circuit either directly or via starters, contactors, relays etc.
And pushbutton with lamp could also be used as indicator.

2. Technical features

- Manufactured according to IEC/EN 60947-5-1
- Type: Pushbutton without illuminated lamp
Electric ratings: 6A, 230V, AC50/60Hz
Electric life: 100,000
Mechanical life: 250,000
- Type: Pushbutton with illuminated lamp
Electric ratings: 20mA, AC/DC 6.3/12/24/110/230V
- Assembly of contact: 1N/C+2N/O, 2N/C+1N/O, 3N/O, 2N/C+2N/O
(Not available for illuminated type)
- Mounting on Din rail (TH35-7.5)



ND9

CE

ND9 Indicator Light

1. General

- Indication of signal, pre-set signal, malfunction signal etc.

2. Technical features

- Manufactured according to IEC/EN 60947-5-1
- Two types: single lamp & dual lamps
- Electric ratings: 20mA, AC/DC 6.3/12/24/110/230V
- Mounting on Din rail (TH35-7.5)



NX8 Consumer Unit (Body)

1. General

- For installing the modular DIN-rail products together to control the electric system

2. Technical features

- Manufactured according to IEC61439-3 (EN60670-24)
- Electric ratings: up to 100A, 230V, AC50/60Hz
- On-load current(A): 100/1-phase, 63/3-phase
- No. of mounted units: 5, 6, 8, 12, 15, 20, 24
- Flush mounting



NX2 Consumer Unit (Body)

1. General

- For installing the modular DIN-rail products together to control the electric system

2. Technical features

- Manufactured according to IEC61439-3 (EN60670-24)
- Electric ratings: up to 100A, 230V, AC50/60Hz
- On-load current(A): 100/1-phase, 63/3-phase
- No. of mounted units: 8, 10, 14, 18, 28, 36
- Surface mounting



NXW1 Consumer Unit (Body) for Outdoor Application

1. General

- For installing the modular DIN-rail products together to control the electric system

2. Technical features

- Manufactured according to IEC61439-3 (EN60670-24)
- Electric ratings: up to 63A, 230V, AC50/60Hz
- No. of mounted units: 3, 5
- High protection degree up to Ip65
- Surface mounting



NXW5 Wall Mounting Enclosure

1. General

- For installing the modular DIN-rail products together to control the electric system

2. Technical features

- Manufactured according to IEC/EN 62208
- Designed for three phases circuit system
- Electric ratings: 220...240/380...415V, AC50/60Hz
Max. incoming current (A): 630A
- Protection degree: IP54
- Surface mounting for outdoor installation.




MCB Shield (For eB, NH2)

1. General

- Guarantee MCBs' wiring safety.

2. Technical features

- Electrical ratings: up to 100A, 220...240/380...415V, AC 50/60Hz
- Poles of mounted units: 1P, 3P



CBB-2 Busbar

1. Main application and naming rule

- Busbar is mainly applied to low-voltage distribution equipment for assembly of 18mm wide modularized products.

2. Operating conditions:

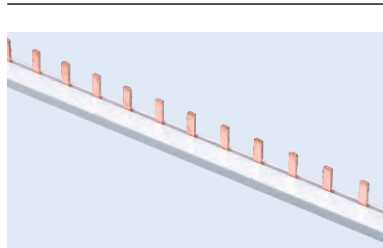
- Operating temperature range: - 5°C~ + 40°C
- Relative air humidity in 20°C: 90%
- Altitude: ≤2000m
- Pollution degree: 2

3. Main Technical Parameter

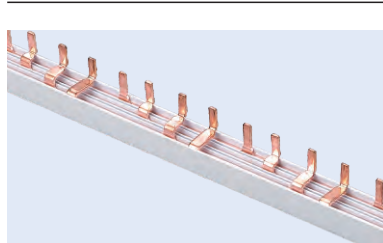
Table 1

Parameter name	Numeric value
Number of poles	1, 2, 3, 4
Rated voltage, V	230/400
Rated impulse withstand voltage Uimp, V	4000

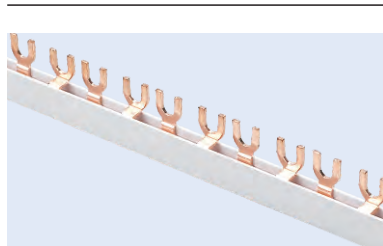
CBB-2101



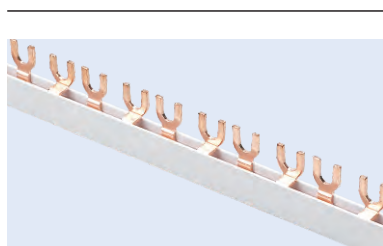
CBB-2401



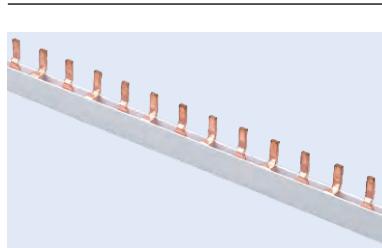
CBB-2302



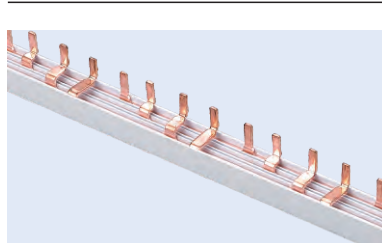
CBB-211510



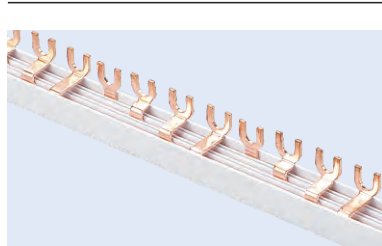
CBB-2201




CBB-2102



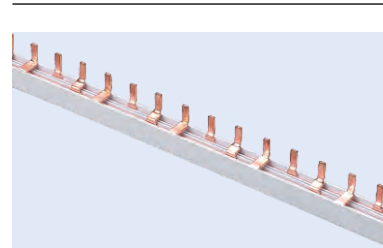
CBB-2402



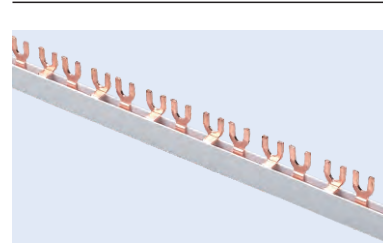
CBB-211610




CBB-2301




CBB-2202



CBB-211310 CBB-211410



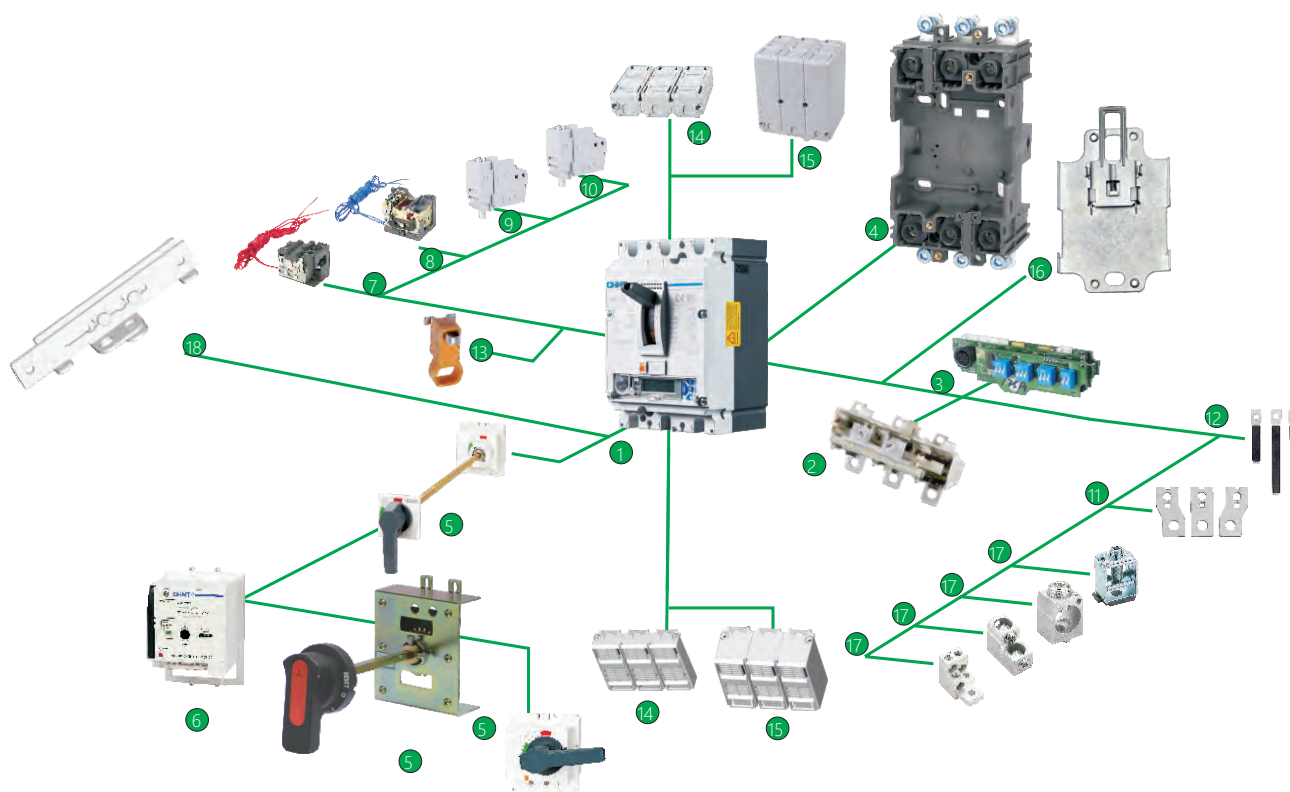
CBB-231110





NM8N Adjustable type MCCB

- Rated current from 16 to 1600A
- Thermal-magnetic type / Electronic type
- Adjustable thermal & adjustable magnetic trip
- 1P 2P 3P 4P available
- 3-class breaking capacity from 36kA to 150kA
- $I_{cs}=100\%I_{cu}$
- Circuit breakers and auxiliaries comply with the following international standard:
IEC 60947-1 general rules for low-voltage switchgear and control equipment;
IEC 60947-2 low-voltage switchgear and control equipment circuit breakers;
IEC 60947-3 low-voltage switchgear and control equipment switches, disconnectors and fuse combination appliances;
IEC 60947-4-1 Electromechanical contactors and motor starters (including motor protectors) for low voltage switchgear and control equipment
- Certified for operation in pollution-degree III environments as defined by IEC standard 60947 (industrial environments).
- Operating and storage temperature range from -40°C to $+70^{\circ}\text{C}$
- A complete system of add-on modules for NM8N



1 Body

6 Motor driven operating mechanism

11 Front connection plate

16 DIN rail adaptor

2 Thermo magnetic release

7 Under-voltage release

12 Rear connection plate

17 Cage clamp terminal

3 Electronic release

8 Shunt release

13 Locking system(padlock)

18 Mechanical interlock

4 Plug-in base

9 Alarm contact

14 Short terminal cover

5 Rotary manual operating handle

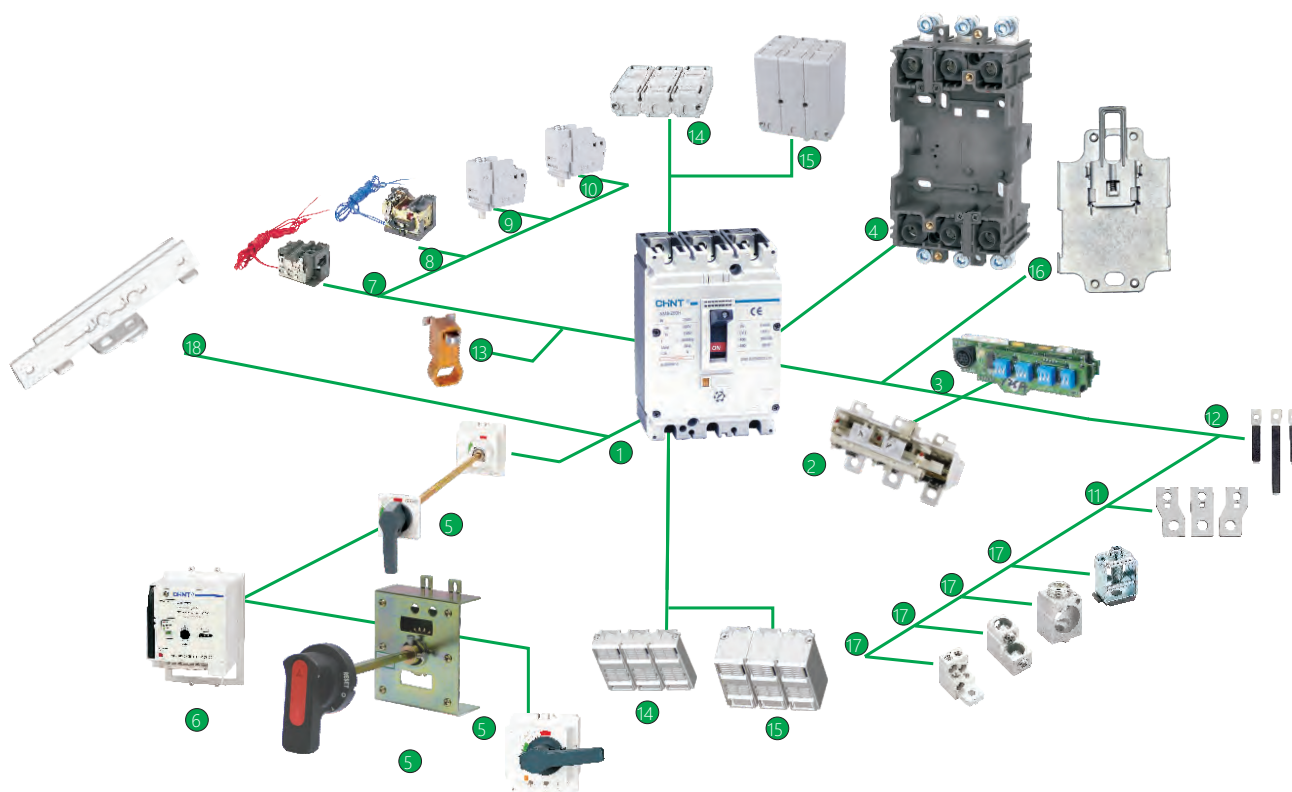
10 Auxiliary contact

15 Extended terminal cover



NM8, NM8S Adjustable type MCCB

- Rated current from 16 to 1600A
- Thermal-magnetic type / Electronic type
- Adjustable thermal & adjustable magnetic trip
- 2P 3P 4P available
- 3-class breaking capacity from 50kA to 150kA
- $I_{cs}=100\%I_{cu}(I_n \leq 630A)$, $I_{cs}=50\%I_{cu}(I_n > 630A)$
- Circuit breakers and auxiliaries comply with the following international standard:
IEC/EN 60947-1: general rules
IEC/EN 60947-2: circuit breakers
IEC/EN 60947-3: switches, disconnectors, switch-disconnectors, etc.
IEC/EN 60947-4: contactor and motor starters
IEC/EN 60947-5.1 and following: control circuit devices and switching elements, automatic control components. NM8 also comply with the specifications of the marine classification companies.
- Certified for operation in pollution-degree III environments as defined by IEC standard 60947 (industrial environments).
- Wide temperature range from -5°C to $+55^{\circ}\text{C}$
- A complete system of add-on modules for NM8



1 Body	6 Motor driven operating mechanism	11 Front connection plate	16 DIN rail adaptor
2 Thermo magnetic release	7 Under-voltage release	12 Rear connection plate	17 Cage clamp terminal
3 Electronic release	8 Shunt release	13 Locking system(padlock)	18 Mechanical interlock
4 Plug-in base	9 Alarm contact	14 Short terminal cover	
5 Rotary manual operating handle	10 Auxiliary contact	15 Extended terminal cover	



NM1

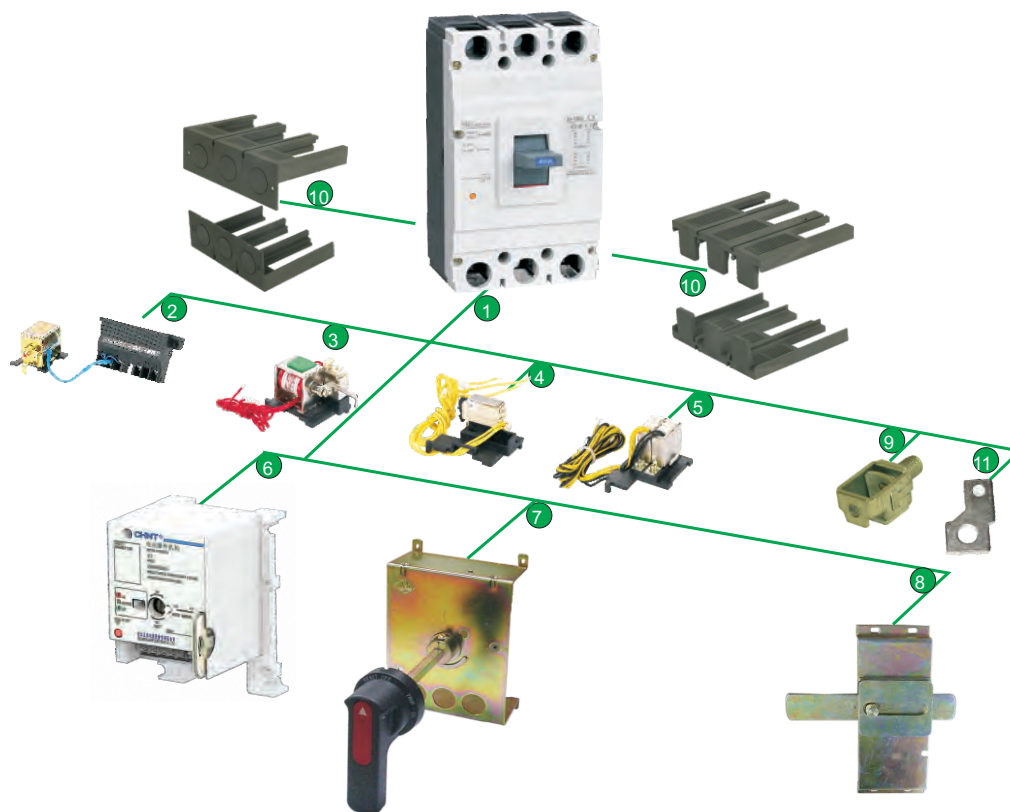


RCC



NM1 Fixed type MCCB

- Rated current from 10 to 1250A
- Employing a fixed thermal and fixed magnetic trip.
- Frames made of rigid materials of engineering plastics
- Complete range of one, two, three and four-pole version
- 4-class breaking capacity from 10kA to 70kA
- Vertical/horizontal installation
- Circuit breakers and auxiliaries comply with the following international standard:
IEC/EN 60947-1: general rules
IEC/EN 60947-2: circuit breakers
automatic control components.
- Certified for operation in pollution-degree III environments as defined by IEC standard 60947 (industrial environments).
- Temperature range from -5°C to +55°C
- A complete system of add-on modules for Nm1



1 MCCB (fixed type)

4 Alarm contact

7 Extended manual operation handle

10 Short terminal cover

2 Under-voltage release

5 Auxiliary contact

8 Mechanical interlock

11 Front connection plate

3 Shunt release

6 Motor-driven operation mechanism

9 Cage clamp terminal





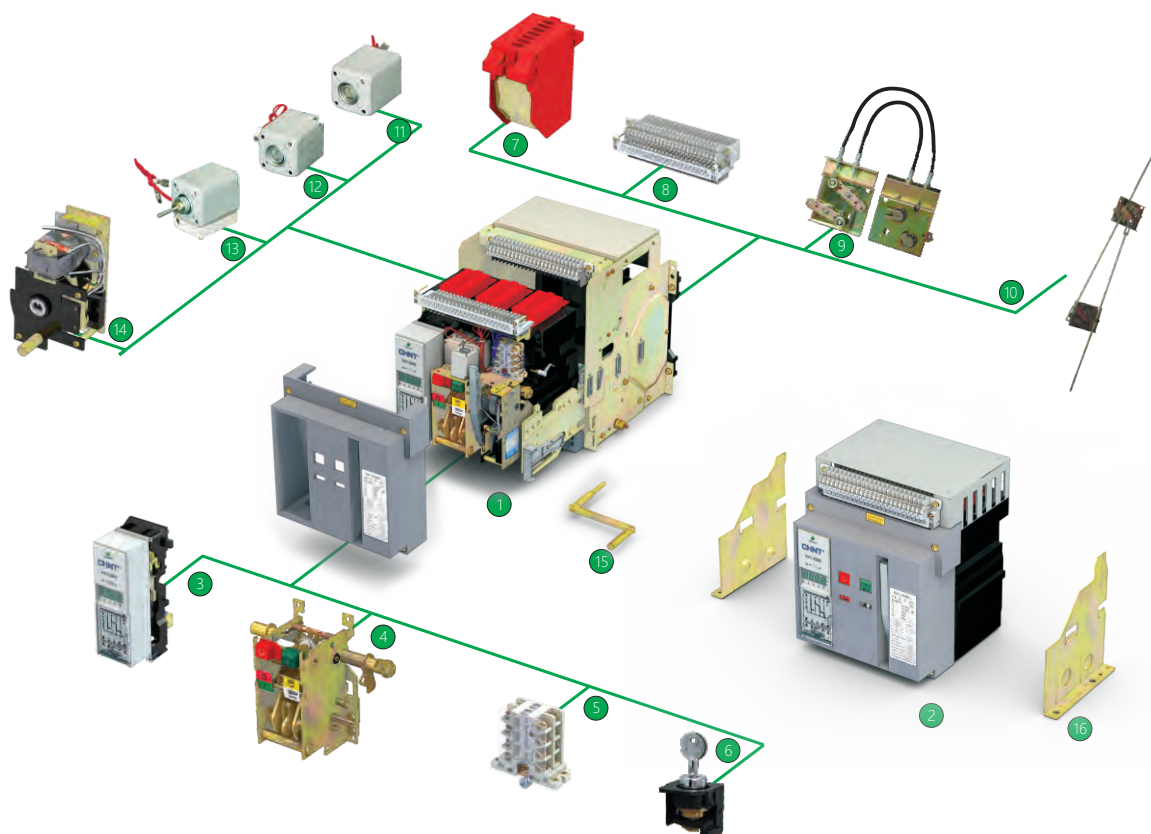
NA1



RCC

NA1 Air Circuit Breaker

- Rated current from 200 to 6300A
- Modulized mechanical part and accessories
- The terminal of the control circuit on the front enables easy handling
- Minimized arc space
- 3P 4P available
- Max. breaking capacity up to 120kA at 400V
- Drawout type / fixed type
- Power supply from either top or bottom does not reduce performance
- Circuit breakers comply with IEC/EN 60947-2
- Certified for operation in pollution-degree III environments as defined by IEC standard 60947 (industrial environments).
- Temperature range from -5°C to +55°C
- A complete system of add-on modules for NA1



1 Drawout type	5 Auxiliary contact	9 Wire , cable mechanical interlock	13 Under , voltage release
2 Fixed type	6 Locking , device	10 Connecting , rod type mechanical interlock	14 Motor , driven energy , storage mechanism
3 Intelligent controller	7 Arcing chamber	11 Shunt release	15 Rotary handle
4 Operating mechanism	8 Secondary connecting part	12 Closing electromagnet	16 Fixed plate



NC1 Contactor

- The NC1 Series Contactor is used in remote motor ($\leq 45\text{kW}$) control application.
- Rating up to 690V, 95A (AC-3). ----- (09A, 12A, 18A, 25A, 32A, 40A, 50A, 65A, 80A, 95A)
- Standard: IEC/EN 60947-4-1
- Ambient temp: $-25^{\circ}\text{C} \sim +55^{\circ}\text{C}$
- Coil voltage (AC): 24V, 36V, 48V, 110V, 127V, 220V, 230V, 380V, 415V, 440V, 480V, 500V, 600V, 660V
- Coil voltage (DC): 24V, 36V, 48V, 110V, 220;
- Side mounting auxiliary contacts: NCF1-11C (1NO & 1NC)
- Top mounting auxiliary contacts: F4-20 & F4-02 & F4-11 (2NO or 2NC or 1NO & 1NC)
F4-13 & F4-31 (1NO & 3NC or 3NO & 1NC)
F4-40 & F4-04 & F4-22 (4NO or 4NC or 2NO & 2NC)
- Top mounting time delay block: F5-T (making time delay);
F5-D (breaking time delay)
- Assemble with Thermal overload Relay NR2 (or NRE8) to be a DOL Starter.
- Assemble with another one & F4 & F5 & NR2 (or NRE8) to be a Star-Delta Starter called QJX2;
- Assemble with a current limiting block to be a Capacitor Contactor.
- Assemble with another one to be a reversing contactor.



NC1-Z(N) DP Contactor

- Used for long-distance circuit making and breaking
- Rated working voltage up to 690V, 25A and 40A (AC-3)
w/ 2 NO 2 NC main contacts
- Compliance standards: IEC / EN 60947-4-1
- Ambient air temperature: $-25^{\circ}\text{C} \sim +55^{\circ}\text{C}$,
24-hour average temperature not exceeding $+35^{\circ}\text{C}$
- Altitude: $\leq 2000\text{m}$
- Coil voltage: DC 48V
- Can form into reversible contactor with other AC contactors



NC2 Contactor

- The NC2 Series Contactor is used in remote motor ($\leq 475\text{kW}$) control application.
- Rating up to 690V, 800A (AC-3). ----- (115A, 150A, 185A, 225A, 265A, 330A, 400A, 500A, 630A, 800A)
- Standard: IEC/EN 60947-4-1
- Ambient temp: $-5^{\circ}\text{C} \sim +40^{\circ}\text{C}$
- Coil voltage (AC): 110V, 127V, 220V, 230V, 380V, 400V;
- Top mounting auxiliary contacts: F4-20 & F4-02 & F4-11 (2NO or 2NC or 1NO & 1NC)
F4-13 & F4-31 (1NO & 3NC or 3NO & 1NC)
F4-40 & F4-04 & F4-22 (4NO or 4NC or 2NO & 2NC)
- Top mounting time delay block: F5-T (making time delay);
F5-D (breaking time delay)
- Assemble with Thermal overload Relay NR2 to be a DOL Starter.
- Assemble with another one to be a reversing contactor.



NC6 Contactor

- The NC6 Series Mini Contactor is used in remote motor ($\leq 4\text{kW}$) control application.
- Rating up to 690V, 9A (AC-3). ----- (06A, 09A)
- Standard: IEC/EN 60947-4-1
- Two kinds of mounting available: Normal type (without pins); Pin type (with pins)
- Ambient temp: $-5^{\circ}\text{C} \sim +40^{\circ}\text{C}$
- Coil voltage (AC): 24V, 36V, 48V, 110V, 127V, 220V, 230V, 380V, 400V;
- Auxiliary contacts: NCF6-20 & NCF6-02 (2NO or 2NC)
NCF6-13 & NCF6-31 (1NO & 3NC or 3NO & 1NC)
NCF6-40 & NCF6-04 (4NO or 4NC)
- Assemble with Thermal overload Relay NR2-11.5 to be a DOL Starter.



NC8



NC8 AC Contactor

- The NC8 series AC contactor is used for remote making & breaking circuits, and can also be used with proper thermal overload relay together as an electromagnetic starter to protect circuits from overload.
- Rating up to 690V, 500A, AC 50/60Hz
- Standard: IEC/EN 60947-4-1
- Utilization category: AC-1, AC-3, AC-4
- Mounting conditions: inclination between mounting plane and vertical plane not exceed $\pm 5^\circ$



NCK3



NCK3 DP Contactor

- The NCK3 Series DP Contactor is used in remote motor of air-conditioner (<60HP) control application.
- Rating up to 630V, 90A. ----- (25A, 30A, 32A, 40A, 50A, 60A, 75A, 90A)
- Standard: UI508
- Poles: 1P+1NC, 1P+N, 2P, 3P
- Ambient temp: $-5^\circ\text{C} \sim +40^\circ\text{C}$
- Coil voltage (AC): 24V, 110V, 120V, 220V, 240V (50/60Hz).



NCK5

NCK5 DP Contactor

- The NCK5 series DP contactor is used for remote motor control of air-conditioner.
- Rating up to 600V, 40A (20A, 25A, 30A, 32A, 40A).
- Standard: UL/CSA 60947-4-1
- Poles: 3P, 4P
- Ambient temp.: $-5^\circ\text{C} \sim +40^\circ\text{C}$
- Coil voltage (AC): 24V, 36V, 48V, 110V, 120V, 220V, 208 ~ 240V, 277V, 440V, 480V (50/60Hz)
- Different wiring terminals for selection.



NC11

NC11 AC Contactor

- Standard: IEC 60947-4-1
- Rating current: 65A
- With 4NC main contacts, suitable for long-time closed applications, such as pre-pay meters.
- Compact design, 10% smaller than NC1-65 with same install dimension.
- Modular design without auxiliary contact, and can combine NCF-11C auxiliary contact module on both sides.
- Suitable for screw installation and DIN rail installation.




NCH8



NCH8 Modular AC Contactor

- For controlling the household device or similar low inductive electric device
- Manufactured according to IEC/EN 61095
- Utilization category: AC-1, AC-7a, AC-7b
- Electric ratings: up to 20A, 25A, 40A, 63A, 230V, 400V, AC50/60Hz
- Various contact assembly are available



CJ19



CJ19 Capacitor Switching Contactor

- The CJ19 Series Contactor is used in remote capacitor (130kvar) switch application.
- Rating up to 400V, 130A (AC-6b). ----- (25A, 32A, 43A, 63A, 95A, 115A, 150A, 170A)
- Standard: IEC/EN 60947-4-1
- Ambient temp: -5°C~+40°C
- Coil voltage (AC): 24V, 36V, 48V, 110V, 127V, 220V, 230V, 380V, 415V, 440V, 480V, 500V

CJ19-25: Rating current 17A (AC-6b/380V);
Power of controlled capacitor ≤ 12.5kvar.

CJ19-32: Rating current 23A (AC-6b/380V);
Power of controlled capacitor ≤ 20kvar.

CJ19-43: Rating current 29A (AC-6b/380V);
Power of controlled capacitor ≤ 25kvar.

CJ19-63: Rating current 43A (AC-6b/380V);
Power of controlled capacitor ≤ 33.3kvar.

CJ19-95: Rating current 72.2A (AC-6b/400V);
Power of controlled capacitor ≤ 50kvar.

CJ19-115: Rating current 87A (AC-6b/400V);
Power of controlled capacitor ≤ 60kvar.

CJ19-150: Rating current 115A (AC-6b/400V);
Power of controlled capacitor ≤ 80kvar.

CJ19-170: Rating current 130A (AC-6b/400V);
Power of controlled capacitor ≤ 90kvar.



NRE8




NRE8 Electronic Overload Relay

- The NRE8 Series Electronic Overload Relay is used in remote motor control application for overload function.
- Rating up to 690V, 100A (AC-3). ----- (25A, 40A, 100A)
- Standard: IEC/EN 60947-4-1
- Ambient temp: -5°C~+40°C
- Assemble with Contactor NC1, NC2, NC7, NC8 to be a DOL Starter.



NR2 Thermal Overload Relay

- NR2 series thermal overload relay is used to provide overload and phase failure protection for AC motors.
- Rating up to 690V, 100A. ----- (11.5A, 25A, 36A, 93A, 150A)
- Standard: IEC/EN 60947-4-1
- Ambient temp: -5°C ~ +50°C
- Assemble with Contactor NC1, NC2, NC7 to be a DOL Starter.



NS2 Manual Motor Starter

- The NS2 Series Manual Motor Starter is used in remote motor control application for overload, short circuit & phase failure.
- Rating up to 690V, 80A(AC-3). ----- (0.1~0.16A, 0.16~0.25A, 0.25~0.4A, 0.4~0.63A, 0.63~1A, 1~1.6A, 1.6~2.5A, 2.5~4A, 4~6.3A, 6~10A, 9~14A, 13~18A, 17~23A, 20~25A, 24~32A, 16~25A, 25~40A, 40~63A, 56~80A)
- Standard: IEC/EN 60947-2, IEC/EN 60947-4-1
- Ambient temp: -5°C ~ +50°C
- Side mounting auxiliary contacts: NS2-AU20(2NO)
NS2-AU11(1NO & 1NC)
- Front mounting auxiliary contacts: NS2-AE20(2NO)
NS2-AE11(1NO & 1NC)
- Under-voltage release: NS2-UV110, NS2-UV220, NS2-UV380;
- Shunt release: NS2-SH110, NS2-SH220, NS2-SH380;
- Fault signal contact & instantaneous auxiliary contact: NS2-FA0110 (1NC & 1NO)
NS2-FA0101 (1NC & 1NC)
NS2-FA1010 (1NO & 1NO)
NS2-FA1001 (1NO & 1NC)
- Conversion connector: CC-2(NS2)
CC-3(NS2)



NQ2 Direct On-line Motor Starter

- The NQ2 Series DOL Motor Starter is used in remote motor ($\leq 33\text{kW}$) start & control application.
 - Rating up to 660V, 68A (AC-3).----- (0.1~0.16A, 0.16~0.25A, 0.25~0.4A, 0.4~0.63A, 0.63~1A, 1~1.6A, 1.25~2A, 1.6~2.5A, 2.5~4A, 4~6A, 5.5~8A, 7~10A, 9~13A, 12~18A, 17~25A, 23~32A, 28~36A, 30~40A, 37~50A, 48~65A, 55~70A, 63~80A, 80~93A)
 - Standard: IEC/EN 60947-4-1
 - Ambient temp: -5°C ~ +50°C
 - Coil voltage (AC): 24V, 36V, 48V, 110V, 127V, 220V, 230V, 380V, 415V;
 - NQ2-15(P, N, NB)/1: Rating current 12A (AC-3),
Motor power (start & control) $\leq 5.5\text{kW}$
 - NQ2-15(P, N, NB)/2: Rating current 18A (AC-3),
Motor power (start & control) $\leq 7.5\text{kW}$
 - NQ2-15(P, N, NB)/3: Rating current 25A (AC-3),
Motor power (start & control) $\leq 11\text{kW}$
 - NQ2-15(P, N, NB)/4: Rating current 32A (AC-3),
Motor power (start & control) $\leq 15\text{kW}$
 - NQ2-33(P)/1: Rating current 52A (AC-3),
Motor power (start & control) $\leq 25\text{kW}$
 - NQ2-33(P)/2: Rating current 68A (AC-3),
Motor power (start & control) $\leq 33\text{kW}$
- Note: P (with pushbutton), N (reversing), NB (reversing but without thermal relay)



NQ3

NQ3 DOL Electromagnetic Starter

- The NQ3 Series DOL Motor Starter is used in remote motor ($\leq 11\text{kW}$) start & control application.
- Rating up to 660V, 22A (AC-3). ----- (0.1~0.16A, 0.16~0.25A, 0.25~0.4A, 0.4~0.63A, 0.63~1A, 1~1.6A, 1.25~2A, 1.6~2.5A, 2.5~4A, 4~6A, 5.5~8A, 7~10A, 9~13A, 12~18A, 17~25A)
- Standard: IEC/EN 60947-4-1
- Ambient temp: $-5^{\circ}\text{C} \sim +50^{\circ}\text{C}$
- Coil voltage (AC): 24V, 36V, 48V, 110V, 127V, 220V, 230V, 380V, 415V;
NQ2-5.5P: Rating current 12A (AC-3),
Motor power (start & control) $\leq 5.5\text{kW}$ (400V)
NQ2-11P: Rating current 22A (AC-3),
Motor power (start & control) $\leq 11\text{kW}$ (400V)
Note: P (with pushbutton)



NQB1

NQB1 Series Protection Starter

- The NQB1 Series Motor Starter is used in remote motor ($\leq 7.5\text{kW}$) control & protection application.
- Rating up to 690V/18A (AC-3): 0.1~0.16A, 0.16~0.25A, 0.25~0.4A, 0.4~0.63A, 0.63~1A, 1~1.6A, 1.6~2.5A, 2.5~4A, 4~6.3A, 6~10A, 9~14A, 13~18A
- Standard: IEC60947-4-1
- Ambient temperature: $-5^{\circ}\text{C} \sim +50^{\circ}\text{C}$
- Coil voltage (AC): 110V, 220, 380V



NKB1

NKB1 Control&Protection Switching Device

- The NKB1 series CPS is used in remote motor control & protection application.
- Rating up to 690V/125A(AC-3): 0.4~1A, 1.2~3A, 2.4~6A, 4.8~12A, 6.4~16A, 10~25A, 12.8~32A, 18~45A, 25~63A, 32~80A, 40~100A, 50~125A
- Ambient temperature: $-5^{\circ}\text{C} \sim +50^{\circ}\text{C}$
- Coil voltage(AC): 230, 400



NTB1

NTB1 Circuit-breaker for Equipment

- The circuit-breaker for equipment is used to in the control of the equipment for overload function
- Rating up to AC250V, DC32V, 3A
- Standard: IEC/EN 60934, UL1077 and CSA C22.2 No.235





NP8



NP8 Pushbutton

- The NP8 Series Pilot Device is used in remote circuit control and indication.
- Rating up to 415V, 1.9A (AC-15) or 250V, 0.27A (DC-13)
- Standard: IEC/EN 60947-5-1 IP65; Drill plan: $\Phi 22\text{mm}$
- Electrical endurance: 1000×10^3 circles for Flush & mushroom head type;
 100×10^3 circles for Flush & mushroom other head type;
- Ambient temp: $-5^\circ\text{C} \sim +40^\circ\text{C}$; Contact blocks: 3pcs (max);
- Illuminated: Either illuminated or Non-illuminated available.
- Button: Either Momentary or Maintained type available
- Holder: Plastic available
- Head available: Flush head, Mushroom head, selector switch, double-head switch, indicator
- Head colors available: Red Black Green Blue Yellow.



NP2



NP2 Pushbutton

- The NP2 Series Pilot Device is used in remote circuit control and indication.
- Rating up to 230V, 4.5A (AC-15) or 110V, 0.6A (DC-13)
- Standard: IEC/EN 60947-5-1 IP40; Drill plan: $\Phi 22\text{mm}$
- Electrical endurance: 500×10^3 circles for Flush & mushroom head type;
 100×10^3 circles for Flush & mushroom other head type;
- Ambient temp: $-5^\circ\text{C} \sim +40^\circ\text{C}$; Contact blocks: 2pcs (max);
- Illuminated: Either illuminated or Non-illuminated available.
- Button: Either Momentary or Maintained type available
- Holder: Either metal or plastic available
- Head available: Flush head, Mushroom head, selector switch, double-head switch, indicator
- Head colors available: Red Black Green Blue Yellow.



NP3



NP3 Pushbutton

- The NP3 Series Pilot Device is used in remote circuit control.
- Rating up to AC 380V or DC 220V
- Standard: IEC/EN 60947-5-1
- IP65;
- Electrical endurance: 500×10^3 circles for Flush & mushroom head type;
- Ambient temp: $-5^\circ\text{C} \sim +40^\circ\text{C}$
- Button: Momentary type available

NP3-1 (↑, ↓);
 NP3-1A (ON/OFF, ↑, ↓)
 NP3-1K (ON/Emergency Stop, ↑, ↓);
 NP3-2 (↑, ↓, ←, →);
 NP3-2A (ON/OFF, ↑, ↓, ←, →)
 NP3-2K (ON/Emergency Stop, ↑, ↓, ←, →);
 NP3-3 (↑, ↓, ←, →, ↖, ↗);
 NP3-3A (ON/OFF, ↑, ↓, ←, →, ↖, ↗)
 NP3-3K (ON/Emergency Stop, ↑, ↓, ←, →, ↖, ↗);
 NP3-4 (↑, ↓, ←, →, ↖, ↗, ⌚, ⌚);
 NP3-4A (ON/OFF, ↑, ↓, ←, →, ↖, ↗, ⌚, ⌚)
 NP3-4K (ON/Emergency Stop, ↑, ↓, ←, →, ↖, ↗, ⌚, ⌚);
 NP3-4 (↑, ↓, ←, →, ↖, ↗, ⌚, ⌚, ⌚, ⌚)

↑	Up	↓	Down
←	Left	→	Right
↖	Front	↗	Back
⌚	Clock-wise	⌚	Anti-clock wise
~	Slow	~	Fast



NPH1 Pushbutton Box

- The NPH1 Series Pushbutton enclosure is designed for NP8 Series Pushbutton.
- Rating up to AC 415V or DC 250V;
- Standard: IEC/EN 60947-5-1 IP65;
- Electrical endurance: 500×10³ circles for Flush & mushroom head type;
100 ×10³ circles for Flush & mushroom other head type;
- Ambient temp: -5°C~+40°C



ND16 Indicator Light

- The ND16 Series Indicator is used in remote indication.
- Rating up to 400V (AC/DC)
- Standard: IEC/EN 60947-5-1
- IP65, IP40;
- Drill plan: Φ22mm
- Electrical endurance: 30×10³ Hours
- Ambient temp: -5°C~+40°C
- Head colors available: Red Green Blue Yellow White;
- ND16-22A(S)/2: For AC/DC application, Flat-platform lampshade;
- ND16-22A(S)/4: For AC application, Flat-platform lampshade;
- ND16-22B(S)/2: For AC/DC application, Flat-round platform lampshade;
- ND16-22B(S)/4: For AC application, Flat-round platform lampshade;
- ND16-22C(S)/2: For AC/DC application, Arc-surface ripple lampshade;
- ND16-22C(S)/4: For AC application, Arc-surface ripple lampshade;
- ND16-22D(S)/2: For AC/DC application, Arc-surface round lampshade;
- ND16-22D(S)/4: For AC application, Arc-surface round lampshade;
- ND16-22BK: Fast connection type
- Note: (S) for compact type.



ND16 Buzzer

- Rating up to AC/DC 110V, AC 380V
- IP20
- ND16-22F, ND16-22FS
- ND16-22L, ND16-22LC
- Head colors: Red Black



NVF2G Inverter

- Superior starting capability: Flux vector control technology, 0.5Hz/150% (starting torque)
- More powerful overload, 180% rated current to maintain 5s
- Stable operation at high speed: speed accuracy of 0.5%
- Maximum speed deviation speed ratio: Vector Control without PG 1:100; V/F 1:50
- Significant energy saving:
Automatic energy-saving operation, effect up to 20% -50%



NVF300M Inverter

- NVF300M mini type inverter with compact dimension
- Flux vector control can provide high speed precision, wide speed range, high start torque and good reliability
- PID control, wobble frequency control, preset speed function
- Single phase and Three phase input



NVF3 Inverter

- Use of advanced high-precision flux vector control technology to achieve precise and smooth starting of motor
- Good environmental adaptability, allowing the voltage fluctuation range of - 15%, ~ +10%
Circuit board with conformal coating
- Starting torque: 0.5Hz/180% rated torque
- Speed range: 1:100 (control without PG); 1:1000 (control with PG)
- High-speed pulse input and pulse output functions, suitable for applications where precision requirements for speed control are very high.
- Built in EMC, and powerful product anti-interference capability
- Automatic energy-saving operation, automatic current limiting, automatic voltage regulator, PID control functions, provide better equipment protection for customers and achieve energy saving
- More than 20 kinds of protection functions e.g. over-current, over-voltage, under-voltage, overload, phase loss, and overheating
- Widely used in electrical drive and automation and control of papermaking, textile, water supply, municipal administration, food and machinery.



NJR2-D Soft-starter

- Three-phase 380V voltage class, dual-CPU control, smooth starting and stopping
- All-aluminum design patents, good heat dissipation
- 75kW or less full-aluminum design, the radiator and shell in one, increased heat dissipation area
- Powerful starting function and perfect protection function:
 - Built-in 6 kinds of starting modes, adaptable to loads of different occasions
 - Built-in with multiple protection features, perfect protection on motor and soft starting
 - Multiple overload curves in line with national standards for, better overloading protection
- RS485 communication (external communication module) function, facilitating networking control and automated transformation



NJR2-ZX On-line Soft-starter

- Without requiring bypass contactor, online operation, built-in fan with feedback signal
- Dual-CPU chips, fast response to protection, smooth starting and stopping
- Aluminum casing patented design, desirable cooling effect
- Powerful starting ability, perfect protection function
- Built-in with six kinds of starting modes, suitable for loads on different occasions
- Multiple overload curves in line with national standards, better overloading protection
- RS485 communication (external communication module)
- Shield design for wiring, without requiring bypass contactor



NJB1-YW



NJB1-YW Floatless Relay

- NJB1-YW Floatless Relay is applicable for water level automatic control in industrial facilities & equipments, civil water tower, high cistern, underground conservation pool, etc.
- The control of automatic water supply or drainage may be achieved by a single operation of the function switch without modifying the user's connecting conditions.
- This product is not applicable for water level control of flammable and explosive liquid, such as oil, chemical liquid, etc.



NJB1-X



NJB1-X Relay (Three-Phase Unbalance, Phase Sequence, Phase Failure Protection)

- NJB1-X relay are applied in AC380V~480V control circuits at a frequency of 50Hz/60Hz as protection elements of phase sequence, phase failure and phase unbalance, making or breaking circuits.
- The relay with the true effective value of three phase AC voltage provides more reliable operating protection. The products meet the requirements of standard IEC 60947-5-1.



NJB1-X1



NJB1-X1 Relay (Phase Sequence, Phase Failure Protection)

- NJB1-X1 relay is used as an phase sequence and phase failure protection device in control circuits with an AC voltage of 200V~500V and a frequency of 50Hz or 60Hz to make and break the circuit.
- It cannot monitor the phase failure of motor load.
- The products meet the requirement of standard IEC 60947-5-1




NJB1-S Time Relay

- NJB1-S Series Time Delay Relay is applicable for controlling circuit @ A.C. 50Hz/ 60Hz, up to 380V rated supply voltage and up to D.C.24V supply voltage as monitoring protection element to make or break circuit according to preset value.
- NJB1-S time-delay relay is used in controlling circuit as time delay element to make or break circuit according to preset time.



NJBK10 Motor Protection Relay

- NJBK10 motor protection relay (hereinafter referred to as protector) is applicable for overload, phase-failure and three-phase unbalance protection of AC motor @A.C.50Hz, less than AC690V rated insulation voltage and 1A ~ 200A rated operating current for its continuous working or discontinuous working. Protector and AC contactor are generally used cooperatively.
- This product meets the requirements of IEC 60947- 4-1



NJBK7 Motor Protection Relay

- Standard: IEC 60947-4-1
- Rating current: 1A~800A, Rogowski coil is applied for high current.
- Rating control voltage: 50Hz AC220V, AC230V, AC240V, AC380V, AC400V, AC415V.
- Trip class: 5, 10A, 10, 20, 30.
- Various motor protection functions, with RS485 interface and 4mA-20mA analog transmission interface for communication and monitor.
- With LED display and setting button, smaller size can save installation space.
- Can operate for auto-coupling or star-delta start.



NJBK6 Motor Protection Relay

- NJBK6 series motor protection relay is used to provide overload, phase failure, three-phase current unbalance and locked rotor protection for AC motors with a frequency of AC 50Hz, a rated insulation voltage of below 690V and a rated operational current of 1A~36A that operate continuously or intermittently.
- Standards: IEC 60947-4-1



NJBK1 Series Motor Protector

- Standards compliant: GB 14048.4, IEC 60947-4-1
- Rated control supply voltage: 50Hz AC380V, AC220V
- Maximum rated working current up to 400A
- Trip grade: Level 5, level 10A, level 10, level 20 and level 30 adjustable
- Overload, open phase and three-phase current imbalance and other protection functions
- Nixie tube displays the motor working condition and the maximum phase current value
- Linear scale knob adjustment
- With test/reset buttons
- Pluggable terminal blocks
- With the function of protection contact will release with no control supply voltage



NJBK2

CE

NJBK2 Motor Protection Relay

- NJBK2 series motor protection relay (hereinafter referred to protector as simply) is applicable for overload, locked-rotor, phase-failure, three phase current unbalance, earthing and PTC temperature protection of AC motor @ A.C.50Hz, less than 690V rated insulation voltage and 1A ~ 800A rated operating current for its continuous working or discontinuous working.
- This product meets the requirements of IEC 60947- 4-1



NJBK5

CE

NJBK5 Motor Controller

- NJBK5 series motor controller (hereinafter referred to as controller) is mainly used in circuits with a frequency of AC 50Hz (or 60Hz), a rated operational voltage of up to 380V and a rated control power of up to 11kW (current up to 22A) to control the direct start and stop of water pumps or motors, provide motors with overload and phase failure protection, and realize automatic liquid level control for civil water towers and reservoirs.
- This product is not applicable to the liquid level control of low-conductivity liquids, such as oil, purified water, inflammable and explosive chemical liquids and high-density sewage.
- Standards: IEC 60947-4-1.



NJBK5-5

CE

NJBK5-5 Motor Controller

- NJBK5-5 motor controller (hereinafter referred to as controller) is mainly used in circuits with a frequency of AC 50Hz/60Hz, a rated operational voltage of up to 220V and a rated control power of up to 2.2kW (current up to 20A) to control the direct start and stop of single-phase water pumps, provide overload and underload protection (pump runaway protection), and realize automatic liquid level control for civil water towers and reservoirs.
- This product is not applicable to the liquid level control of oil, purified water, inflammable and explosive chemical liquids, corrosive liquids and high-density sewage.
- Standards: IEC 60947-4-1



JD-5A

CE

JD-5A Integrated Motor Protector

- JD-5A Integrated Motor Protector (hereinafter referred to as protector) is applicable for overload, phase failure and three-phase current unbalance protection of AC motor @ A.C.50Hz, less than AC380V rated operating voltage and 1A~400A rated operating current for its continuous working or discontinuous working.
- Protector and AC contactor are generally used cooperatively.
- This product meets the requirements of IEC 60947-4-1.



JD-5E



JD-5E Integrated Motor Protector

- JD-5E Integrated Motor protector (hereinafter referred to as protector) is applicable for overload and phase-failure protection of AC motor @A.C.50Hz, less than AC690V rated insulation voltage and 1A-400A rated operating current for its continuous working or discontinuous working. Protector and AC contactor are generally used cooperatively.
- This product meets the requirements of IEC 60947-4-1.



JD-5



JD-5 Integrated Motor Protector

- JD-5 Integrated Motor Protector (hereinafter referred to as protector) is applicable for overload and phase-failure protection of AC motor @ A.C.50Hz, less than AC690V rated insulation voltage and 0.5A~400A rated operating current for its continuous working or discontinuous working. Protector and AC contactor are generally used cooperatively.
- This product meets the requirements of IEC 60947- 4-1.



JD-8



JD-8 Integrated Motor Protector

- JD-8 Integrated Motor protector (hereinafter referred to as protector) is applicable for overload and phase-failure protection of AC motor @A.C.50Hz, less than AC690V rated insulation voltage and 0.5A-160A rated operating current for its continuous working or discontinuous working. Protector and AC contactor are generally used cooperatively.
- This product meets the requirements of IEC 60947-4-1.



NJYB3



NJYB3 Relay

- NJYB3 relay is used to provide overvoltage, undervoltage, phase failure, phase sequence and three-phase unbalance control in three-phase three-wire 380V circuits and three-phase four-wire 220V circuits with a frequency of AC 50Hz(or 60Hz). For example, it is used for power control systems, air conditioning systems and motors.



NJYB1



NJYB1 Voltage Protection Relay

- This product is used in AC 50Hz three-phase four wire 220V circuit.
- It can detect fault state as overvoltage, undervoltage, phase-failure and phase-sequence through advanced electronic circuit check, and provide reliable protection.



XJ3



XJ3 Phase-Failure and Phase-Sequence Protective Relay

- XJ3 series phase failure and phase sequence protection relay is used to provide overvoltage, undervoltage and phase failure protection in three-phase AC circuits and phase sequence protection in irreversible transmission devices and features reliable performance, wide application and convenient use.
- The protector starts to function when it is connected to the power control circuit in accordance with the drawing.
- When the fuse of any phase of the three-phase circuit is open or when there is a phase failure in the power supply circuit, the XJ3 operates immediately to control the contact to cut off the power supply of the AC contactor coil of the main circuit so that the main contact of the AC contactor operates to provide the load with phase failure protection.
- When the phases of a three-phase irreversible device with predetermined phase sequence are connected incorrectly due to maintenance or change of the power supply circuit, the XJ3 series will identify the phase sequence, stop supplying power to the power supply circuit and achieve the goal of protecting the device.



NJS1-H



NJS1-H Time Relay

- NJS1-H series time delay relay (hereinafter referred to as relay) is used as a time control element in control circuits with an AC voltage of 240V or below and a frequency of 50Hz/60Hz and control circuits with a DC voltage of 240V or below to make and break the circuit according to the schedule.



NJS1-M



NJS1-M Time Relay

- NJS1-M Series Time Relay is applicable for controlling circuit @ A.C. 50Hz/60Hz, up to 240V rated supply voltage and up to D.C. 240V rated supply voltage as delay element to make or break circuit according to preset time.



NJS1



NJS1 Time Relay

- NJS1 Series Time-Delay Relay is applicable for controlling circuit @ A.C. 50Hz/60Hz, up to 380V rated voltage or up to D.C. 240V rated voltage as delay element to make or break circuit according to preset time.



NTE8 Time Relay

- NTE8 Series time delay relay is applicable for controlling circuit @AC 50Hz/60Hz, up to 230V rated voltage or up to DC 24V rated voltage as delay element to make or break circuit according to preset time.
- This product meets the requirements of IEC60947-5-1.



JSS48A



JSS48A Time Relay

- JSS48A Time Delay Relay is applicable for controlling circuit @ A.C. 50Hz/60Hz, up to 380V rated control supply voltage and up to D.C. 240V rated control supply voltage as delay element to make/break circuit according to preset time.



JSZ3



JSZ3 Time Relay

- JSZ3 Time Delay Relay is applicable for automatic control system, such as machine automatic control, and complete equipment automatic control, etc.



JSZ6



JSZ6 Time Relay

- JSZ6 Time Delay Relay is applicable for automatic control system, such as machine tool automatic control, complete equipment automatic control, etc.



NKG3



NKG3 Time Switch

- NKG3 time switch (hereinafter referred to as time control switch) is used in automatic control circuits with a frequency of AC 50Hz (or 60Hz), a rated control supply voltage of up to 220V and a rated operational current of 3A to provide timed on-off control for street lamps, advertising lamps and similar equipment.



CE

NKG3-M Time Switch

- NKG3-M time switch (hereinafter referred to as time control switch) is used in automatic control circuits with a frequency of AC 50Hz (or 60Hz), a rated control supply voltage of up to 220V and a rated operational current of 0.75A to provide timed on-off control for street lamps, advertising lamps and similar equipment.



CE

NKG1 Time Switch

- NKG1 Time Switch is control element with time as control unit and can automatically turn on or turn off power supply of various consumer equipments according to preset time by user. The controlled objects are circuit equipments and household appliances such as street lamps, neon lamps, advertising lamps, manufacturing equipments, broadcast & television equipments, etc., which requires turning on and off at definite time.



CE

cULus

KG10D Time Switch

- KG10D Time Switch can automatically turn on or turn off power supply of various consumer equipments according to preset time by user.
- The controlled objects are circuit equipments and household appliances such as street lamps, neon lamps, advertising lamps, manufacturing equipments, broadcast & television equipments, etc., which requires turning on and off at definite time.



CE

cULus

KG10M Time Switch

- KG10M Time Switch can automatically turn on or turn off power supply of various consumer equipments according to preset time by user. The controlled objects are circuit equipments and household appliances such as street lamps, neon lamps, advertising lamps, manufacturing equipments, broadcast & television devices etc., which requires turning on and off at definite time.



KG316T Time Switch

- KG316T Time Switch can automatically turn on or turn off power supply of various consumer equipments according to preset time by user. The controlled objects are circuit equipments and household appliances such as street lamps, neon lamps, advertising lamps, manufacturing equipments, broadcast & television equipments, etc., which requires turning on and off at definite time.



NJJ7-H Counting Relay

- The NJJ7-H Series Counting Relay is used as a counting control element
- Rated operation voltage: DC24V or AC/DC100~240V
- Contact capability: AC-15 220V/0.75A, 380V/0.47A, DC-13 220V/0.27A
- Number of counting digits: 6
- Ambient temperature: -5°C~+40°C



NJJ5-J Electronic Counter

- This product adopts microminiature design and is applicable for counting in various circuits.
- Rated voltage AC50Hz/60Hz AC/DC100V-240V, DC24V
- Current failure memory: >10 years
- Power consumption: About 1.5VA
- Installation mode: Panel type
- Ambient temperature: -5°C~+40°C



NJJ5-L Electronic Timer

- This product adopts microminiature design and is applicable for accumulating time in various circuits.



NJJ3

NJJ3 Counting Relay

- NJJ3 Counting Relay is applicable for controlling circuit A.C. 50Hz/60Hz, 240V rated voltage of control power supply and D.C. 240V rated voltage of control power supply as counting or counting control element.



NJJ7-M

NJJ7-M Counting Relay

- The NJJ7-M Series Counting Relay is used as a counting control element
- Rated operation voltage: DC24V or AC/DC100~240V
- Contact capability: AC-15 220V/0.75A, 380V/0.47A, DC-13 220V/0.27A
- Number of counting digits: At CR mode, 4-digit counting relay (4-digit red LED is counting value, 4-digit green LED is preset value)
At CT mode, 8-digit reversible summation counting relay (green LED is low 4-digit, red LED is high 4-digit)
- Ambient temperature: -5°C ~ +40°C



JDM15G

JDM15G Counting Relay

- JDM15G counting relay is used as a counting or counting control element in control circuits with an AC frequency of 50Hz or 60Hz and a rated control supply voltage of up to 240V and control circuits with a DC rated control supply voltage of up to 240V.



JDM1-48

JDM1-48 Counting Relay

- JDM1 series counting relay is used as a counting or counting control element in control circuits with an AC frequency of 50Hz or 60Hz and a rated control supply voltage of up to 380V and control circuits with a DC rated control supply voltage of up to 240V.



JDM3

JDM3 Electronic Counter

- JDM3 electronic counter has built-in lithium battery and small overall dimensions and is used to provide counting in various types of circuits.



SC3L

SC3L Electronic Timer

- SC3L electronic Timer has built-in lithium battery and small overall dimensions and is used to provide time accumulation in various types of circuits.



NJYW1

CE

NJYW1 Floatless Relay

- NJYW1 Series Floatless Relay is used in control circuit @A.C. 50Hz/60Hz, up to 380V rated supply voltage for liquid level automatic control at places of civil water tower, high cistern, and underground conservation pool, etc.
- It is capable to realize automatic water supply control or water drainage control according to wiring requirement of user.
- This product is not applicable for level control for liquid with poor conductivity such as oil, pure water, flammable & explosive chemical liquid and high density sewage, etc.



JYB-714

CE

JYB-714 Floatless Relay

- JYB-714 Series Floatless Relay is used in liquid level automatic control circuit @ AC 50Hz/60Hz, up to 380V rated supply voltage for liquid level automatic control at places of civil water tower, high cistern, and underground conservation pool etc.



NJ A1-KG



NJ A1-KG Smart Relay

- NJ A1-KG smart relay is suitable for timing on or off control in control circuit with rated control of power supply voltage of 110V ~ 240V, and rated insulation voltage up to 240V, and can also be used as time control component to turn on or off the circuit at a predetermined time.



NJ A1-L



NJ A1-L Smart Relay


- NJ A1-L smart relay is used as a logic control element in a control circuit with rated control power supply voltage of 110V to 240V and rated insulation voltage of up to 240V, and performs relevant operation according to the set program.



Socket


Time Relay Socket

- Various kinds of socket for different relays



NJX-13FW Miniature Relay

- 3A, 5A, 10A switching capacity
- Wide range of coil ratings
- Fully sealed
- Certificate: CE, UL




NJDC-17 Miniature Relay

- 3A, 5A, 10A switching capacity
- Wide range of coil ratings
- Fully sealed
- Certificate: CE
- Push-to-test button allows for manual operation of relay without the need for coil power
- Lock-down door holds pushbutton and contacts in the operate position when activated



JQX-13F Miniature High-power Electromagnetic Relay

- Contact switching capability of 10A; a complete range of AC/DC specifications; enclosed in transparent dust cover, a variety of mounting types; various sockets available;
- Specifications with state indicators available;
- Certification: UL, CE;
- Models of the same type: LY2(N), HH62P(-L).



JZX-22F Miniature Relay

- 3A, 5A switching current
- Various sockets available
- With indicator to be selected
- Full range of AC and DC coil
- Certificate: CE, UL
- Models of the same type: MY2N-J, HH52P(-L)



NJDC-12



NJDC-12 Miniature Relay

- 7.5A switching current
- Various sockets available
- Wide range of coil ratings
- Certificate: CE
- Push-to-test button allows for manual operation of relay without the need for coil power
- Lock-down door holds pushbutton and contacts in the operate position when activated



JQX-10F



JQX-10F Miniature Relay

- 10A switching current
- Various sockets available
- Wide range of coil ratings
- Certificate: CE, UL



JTX



JTX Miniature Relay

- 10A switching current
- Various sockets available
- Wide range of coil ratings
- Certificate: CE, UL



JMK



JMK Miniature Relay

- 10A switching current
- With indicator to be selected
- Full range of AC and DC coil
- Certificate: CE, UL




NJX2



NJX2 Miniature Electro-Magnetic Relay

- 10A switching current
- With indicator to be selected
- Full range of AC and DC coil
- Various sockets available



NJX3



NJX3 Small-scale Electromagnetic Relay

- Coil voltage: AC24V
- Contact rating(Resistive): 15A/AC250V
- Contact forms : 1Z,2Z ,3Z
- Certificate: CE, UL;



Socket

Socket

- Various kinds of socket for different relays




NJMC1



NJMC1 Pulse Relay

- Contact switching current of up to 16A and 32A; a complete range of AC/DC specifications;
- NJMC1 pulse relay is a mechanical bistable relay that changes the contact state by inputting pulse signals.



NCC2

NCC2 Magnetic Latching Relay

- NCC2 Latching relay used in electronic watt-hour meter. Contact switching current can reach 90A;
- The relay can stand 2400A peak current for 10ms;
- 4kV dielectric strength (between coil and contact)



BZMJ

BZMJ Self-healing Shunt Capacitor

- Electric ratings: $\leq AC1000V$;
- Application: For improvement of power factor and power quality;
- Standards: IEC/EN 60831-1:2014;
- Rated capacity: 1~60kvar;
- Capacity error: -5~+10%;
- Filling with innoxious substance.



BKMJ

BKMJ Self-healing Shunt Capacitor

- Electric ratings: $\leq AC1000V$;
- Application: For raising the power factor, reducing the line loss and improving the voltage quality;
- Standards: IEC/EN 60831-1:2014;
- Rated capacity: 1~60kvar;
- Capacity error: -5~+10%;
- Filling with dry type flame retardant material;
- Small size, convenient installtion, safe and reliable.



NWC1

NWC1 Self-healing Shunt Capacitor

- Electric ratings: $\leq AC1000V$;
- Application: For improvement of power factor and power quality;
- Standards: IEC/EN 60831-1:2014;
- Rated capacity: 5~100kvar;
- Capacity error: -5~+10%;
- Filling with innoxious substance.



NWC5

NWC5 Self-healing Shunt Capacitor

- Electric ratings: $\leq AC1000V$;
- Application: Newly developed energy-saving product for improvement of power factor and power quality;
- Standards: IEC/EN 60831-1:2014;
- Rated capacity: 1~50kvar;
- Capacity error: -5~+10%;
- Filling with innoxious substance.



NWC6

NWC6 Series Dry-type Low Voltage Shunt Capacitor

- Electric ratings: $\leq AC1000V$;
- Application: For improvement of power factor and power quality;
- Standards: IEC/EN 60831-1:2014;
- Rated capacity: 5~40 kvar;
- Capacity error: -5~+10%;
- The use of flame retardant materials, non-toxic, environmentally friendly.



JKF8

JKF8 Intelligent Low-voltage Reactive Power Compensation Controller

- JKF8 Intelligent Low-Voltage Reactive Power Compensation Controller (hereinafter referred to as "controller") is a dedicated controller; which can make compensations for the reactive power of low voltage distribution system;
- Operation voltage: 380V \pm 20% or 220V \pm 20%.



NWK1-GR


NWK1-GR Series Low Voltage Reactive Power Compensation Controller

- High measurement accuracy, good effect of reactive power compensation;
- Reactive power optimization and grid monitoring;
- Harmonic analysis and data transmission;
- Sampling working voltage AC (100~800)V, suitable for reactive power compensation for power grids around the world.



NDK Control Transformer

- Electric ratings: AC 50Hz/60Hz;
- Application: for control power supply of apparatus, partial illumination and indicator light of machine tool and other mechanic equipments.
- Standards: Q/ZT 258.



JBK5 Control Transformer

- Application: JBK5 series control transformers are suitable for AC circuit of 50Hz/60Hz, used as control sources for various mechanical equipment and general electrical appliances, and used as power supplies for work lighting and signal lamps.
- Standards: Q/ZT 205.
- Maximum capacity: 2500VA



SG Three-phase Air-immersed Transformer

- Application: SG series Three-phase Air-immersed Transformer, is natural cooling indoor, it is applicable to the circuit of AC 50Hz/60Hz, 1000V and below.
- It can be used in control power of machine tool and mechanical equipment small type power as well as work lighting and signal lamp power.



CKSG Series low-voltage Series-connected Reactor

- Product standards: Q/ZT 809.
- The clamps of reactor have been subject to anti-corrosion treatment.
- Reactors can be divided into three-phase and single-phase types, both of them are dry-type iron-core reactors.



TND1 Single-phase Automatic AC Voltage Regulator

TNS1 Three-phase Automatic AC Voltage Regulator

- TND1/TNS1 series full-automatic AC voltage regulator collects sample and amplifies it and automatically control circuit, and drives the servomotor to rotate the rocker arm and brush in required direction, and finally adjusts the output voltage to the rated value, finally reaches the aim of stabilizing the voltage.
- Elegant appearance, compact structure, light weight, low loss, complete protection functions, stable and reliable, low output waveform distortion and so on.
- Ambient temperature: $-5^{\circ}\text{C} \sim +55^{\circ}\text{C}$.
- Relative humidity $\leq 90\%$ (at $+25^{\circ}\text{C}$).
- Altitude: $\leq 2000\text{m}$.
- Working environment: Indoors, be free from chemical deposition, dirt, harmful corrosive medium, or flammable or explosive gas.



TND3 Automatic AC Voltage Regulator

- TND3 series automatic AC voltage regulator supplies power for equipment such as computers, duplicating machines, industrial precision equipment, medical apparatuses, household electrical appliances, etc.
- Ambient temperature: $-5^{\circ}\text{C} \sim +55^{\circ}\text{C}$.
- Working environment: Indoors, be free from chemical deposition, dirt, harmful corrosive medium, or flammable or explosive gas.



TND6 Automatic AC Voltage Regulator

- Standard compliant: Q/ZT 78
- Input voltage range: $130\text{V} \sim 250\text{V}$, the output voltage: $220\text{V} \times (1 \pm 4\%)$.
- Wide input voltage range of $130\text{V}(110\text{V}) \sim 250\text{V}$; strong load-carrying capacity.
- Low voltage stabilization function: it can still output 220V at the lowest input voltage of 130V .
- Adopt the dual protection system for output and input, overheat protection breaking input, overvoltage and undervoltage protection breaking output; complete protection functions.
- Wide applicable load types; suitable for areas with large voltage fluctuation of power network or low voltage of power network.



TM

TM Ultra-low Voltage Automatic AC Voltage Regulator

- TM Ultra-low Voltage Automatic AC Voltage Regulator adopts electronic circuitry and control relay to change the transformer tap to adjust the output voltage. The product of series has various functions of protecting for over-voltage and short circuit and so on. It is small volume, elegant appearance and has been widely used in the area where the mains voltage has sharp fluctuation or has sharp seasonal variation. It is the ideal protective device for a great variety of instrument.
- Ambient temperature: $-5^{\circ}\text{C} \sim +55^{\circ}\text{C}$.
- Altitude: $\leq 3000\text{m}$.
- Rated frequency: 50Hz.



TNDZ(DBW)/TNSZ(SBW)

TNDZ(DBW), TNSZ(SBW) Series Pillar Type AC Automatic Regulator with Compensated

- Used in the application requiring stable voltage, such as telecommunication, broadcasting & TV, elevator, silicone controlled apparatus, numerical control machine tool, and various production lines, etc.
- Rated capacity: 30KVA~600KVA
- Rated output current: 45.5A~912A
- Temperature: $-5^{\circ}\text{C} \sim +55^{\circ}\text{C}$;
- Altitude: $\leq 1000\text{m}$;
- Relative humidity: 15%~90%(20°C).



DBW-JW, SBW-JW

DBW-JW, SBW-JW Industrial-grade Contactless intelligent voltage Regulator

- Standard compliant: YD/T 1270
- CUP intelligent control, stable and reliable digital circuit.
- Intelligent instrument displays voltage and current values in real time clearly and accurately.
- Three-phase modulation; unbalance degree of the output voltage is less than 1% to ensure the accuracy of each phase output voltage is unchanged; no contact, no wear and maintenance-free.
- High-speed response: Voltage stabilization response time is within 40ms; it does not affect the voltage of any computer automation, equipment and apparatus.
- High precision. Output voltage accuracy of the product can be set within $\pm 1\% \sim \pm 5\%$; the maximum voltage stabilization accuracy is $\pm 1\%$.
- Strong anti-interference and purification ability makes the output power completely pure.
- Complete protection functions. It is provided with overload, overvoltage, undervoltage, short circuit and other fault display and protection functions to ensure the safe operation of voltage stabilizer and load; overcurrent protection limit can be set arbitrarily.
- Strong adaptability to power grid and load; reliably, continuously and stably operate under various severe power grids and complex loads.



BH-0.66 I



BH-0.66 I Current Transformers

- For busbar and cable
- To be used in combination, with measurement instruments: ammeters, watt-hour meters, measurement units, control relays, etc.
- Max. voltage rating U_e : 660 V
- Secondary current I_{sn} : 5A
- Standards: IEC 61869-2



SDH-0.66 II



SDH-0.66 II Current Transformers

- For busbar
- To be used in combination with measurement instruments: ammeters, watt-hour meters, measurement units, control relays, etc.
- Max. voltage rating U_e : 660 V
- Secondary current I_{sn} : 5A
- Standards: IEC 61869-2



BH-0.66 III



BH-0.66 III Current Transformers

- For busbar and cable
- To be used in combination with measurement instruments: ammeters, watt-hour meters, measurement units, control relays, etc.
- Max. voltage rating U_e : 660 V
- Secondary current I_{sn} : 5A
- Standards: IEC 61869-2



RCT

RCT Current Transformers

- To be used in combination with measurement instruments: ammeters, watt-hour meters, measurement units, control relays, etc.
- Max. voltage rating U_e : 660 V
- Secondary current I_{sn} : 5A
- Standards: IEC 61869-2



MES Current Transformers

- To be used in combination with measurement instruments: ammeters, watt-hour meters, measurement units, control relays, etc.
- Max. voltage rating U_e : 660 V
- Secondary current I_{sn} : 5A
- Instrument security factor (FS): 5
- Standards: IEC 61869-2




PC-UPS Series Backup Uninterruptible Power Supply

- Full-plastic enclosure, features simple, compact and generous design;
- Ultra-wide mains input range, automatically adjust mains voltage boosting and dropping, and stabilize voltage output;
- Superior microprocessor ensures reliable operation;
- LCD touch screen, easy to operate;
- Output analog sinewave, with auto restart function after mains supply restored and shutdown charging function.



HP-UPS Series Online Uninterruptible Power Supply

- Truly realize online double-conversion, the conversion time from mains mode to battery mode is 0 ms. Microprocessor control ensures high reliability;
- Input power factor correction, the output power factor is up to 0.8;
- Wide voltage input range 110V-300V, for use in harsh power grid environment;
- Frequency support 50/60 Hz adaptive, efficient frequency conversion mode;
- Simple operation and control through LCD display, and integrate display of state of UPS monitoring;
- Features small size, easy operation, high power density, strong stability, cost-effective, wide application.




GP-UPS Series Online Uninterruptible Power Supply

- Digital control online double conversion technology;
- This series provides with built-in output isolation transformer as standard, with low output power clutter. Industrial-strength design is suitable for a wide range of harsh conditions, areas and environments, and has excellent performance especially in the harsh environment;
- Front maintenance design, providing with maintenance bypass switch as standard, designed for various different loads and with multiple communication interfaces;
- Support wrong phase input and rectifier without N wire.




HH15-QA/QP Switch Disconnecter

- Mainly used in the distributing and motor circuit which has high short-circuit current, and acted as main switch or master switch infrequently operated by hand, it is particularly suitable in the relative high class with drawable low voltage complete equipment.
- They provide safety isolation and protection against overcurrent for any low voltage electrical circuit.
- Standard: IEC/EN 60947-3
- Rated current: 125~3150A



NH40 Switch Disconnecter

- NH40 series switch-disconnector is applicable for AC 50Hz, rated voltage AC 690V and below, DC 440V and below, rated current up to 3150A.
- It can be applied for manually infrequent making & breaking and disconnecting of the circuit. Products with Ith under 1000A can be used as load break switch. They provide safety isolation for any Low voltage circuit.
- Standard: IEC/EN60947-3.
- Rated current: 16~630A



HH15-QSA Fuse-switch Disconnecter

- Mainly used in the distributing and motor circuit which has high short-circuit current, and acted as main switch or master switch infrequently operated by hand, it is particularly suitable in the relative high class with drawable low voltage complete equipment.
- They provide safety isolation and protection against overcurrent for any low voltage electrical circuit.
- Standard: IEC/EN 60947-3.
- Rated current: 63~630A



NHR17



NHR17 Fuse-switch Disconnecter

- NHR17 series fuse-switch disconnecter is a new product developed by our company.
- Rated insulation voltage up to 800V, rated operational voltage up to 690V.
- Rated operational current up to 630A, rated frequency 50Hz, in the distribution circuit and motor circuit which has high short-circuit current as the power switch, isolating switch, emergency switch as well as circuit protection, but normally it is not used to make and break a single motor directly.
- Standard: IEC/EN 60947-3.
- Rated current: 160~630A.




NHR40



NHR40 Fuse-switch Disconnecter

- NHR40 series switch-disconnector with fuse is applicable in the circuit of AC50Hz, rated voltage AC690V and below, DC440V and below, rated current up to 630A.
- NHR40 series are infrequently manually operated multipolar fuse combination switches,
- They break or switch off on load and provide safely isolation and protection against overcurrent for any voltage electrical circuit.
- Standard: IEC/EN 60947-3.
- Rated current: 160~630A.



HRT40



NHRT40 Vertical Fuse-switch Disconnecter

- NHRT40 series are infrequently manually operated multipolar fuse combination switches,
- They break or switch off on load and provide safely isolation and protection against overcurrent for any voltage electrical circuit.
- Standard: IEC/EN 60947-3.
- Rated current: 160~630A.



NZ7



NZ7 Automatic Transfer Switching Equipment

- Applicable to the three-phase four-line two-circuit power supply network with an AC power frequency of 50Hz, rated operational voltage of AC400V, and rated operational current of up to 630A, the NZ7 series automatic transfer switching equipment can automatically connect one or several loads from one power source to another to ensure the normal power supply of the load circuit.
- This product is applicable to the important places such as industrial, commercial, and storied buildings, and residential houses.
- Certificate: KEMA.
- Execution standard: IEC/EN 60947-6-1.



HH15/QAS/QPS/QSS Changeover Switch

- Mainly used in the distributing and motor circuit which has high short-circuit current, and acted as main switch or master switch infrequently operated by hand, it is particularly suitable in the relative high class with drawdown low voltage complete equipment.
- They provide safety isolation and protection against overcurrent for any low voltage electrical circuit.
- Standard: IEC/EN 60947-3.
- Rated current: 125~3150A.



NH40S Changeover Switch

- Mainly used in the distributing and motor circuit which has high short-circuit current, and acted as main switch or master switch infrequently operated by hand, it is particularly suitable in the relative high class with drawdown low voltage complete equipment.
- They provide safety isolation and protection against overcurrent for any low voltage electrical circuit.
- Standard: IEC/EN 60947-3.
- Rated current: 160~630A.



NH40SZ Automatic Changeover Switch

- NH40SZ automatic changeover switch disconnecter can realize automatic and manual changeover between normal and back up power supply power, and stop power supplying to load when changeover process of power supply is carried out.
- The switch is applicable for two circuits power supply and in the condition which requires high quality power supply.
- Standard: IEC/EN 60947-3. 60947-6.
- Rated current: 16~1600A.



NRZ28-20 Fuses for Protecting Solar Photovoltaic System

- Standards compliant: GB/T 13539.6, IEC60269-6
- Rated voltage not exceeding DC1000V
- Rated current not exceeding 20A
- Rated short-circuit capacity not exceeding 20kA
- Breaking range and use category: gPV type
- CQC, TUV, CE and other domestic and international certification have been obtained.



CRT36-00 DC Fuse Protector

- Standards compliant: GB/T 13539.4, IEC 60269-4
- Rated voltage: to DC80V
- Rated current range: 2A ~ 600A complete current specifications
- Rated breaking capacity: 25kA
- Breaking range and use category: gS type
- RX1 signal fuses can be equipped with to achieve remote function.
- Fuses special for communications industry have obtained CCC certificate and TUV certification.



NRT36 Knife Contact Fuse Protector

- Standards compliant: GB/T 13539.2, IEC 60269-2
- Rated voltage: to AC690V
- Rated current range: 2A ~ 160A complete current specifications
- Rated breaking capacity: 120kA
- Breaking range and use category: gG type
- RX1 signal fuses can be equipped with to achieve remote function.
- Fuses special for communications industry have obtained CCC certificate and TUV certification.



NRT28 Cylindrical Contact Caps Fuse Holder

- Standards compliant: GB/T 13539.2, IEC60269-2
- Rated voltage: 500V
- Rated current range: 32~125A
- Mainly used for electrical circuit overload and short circuit protection
- NRT28 series holder can be used with RT28-32、RT28-63、RT29-125 "gG" type fuse



RT28

RT28 Cylindrical Contact Caps Fuse Protector

- Standards compliant: GB/T 13539.2, IEC60269-2
- Rated voltage: to AC500V
- Rated current range: 32A ~ 63A
- Rated breaking capacity: 100kA
- Breaking range and use category: gG type
- Support member of the fuse can be equipped with lamp (X), and the instruction is more clear
- Patented appearance, modular design, practical and good-looking
- Rail mounting, easy and fast
- Mainly used for electrical circuit overload and short circuit protection
- Warm reminder: this type of fuse is not recommended for capacitor cabinet; it is recommended to use RT36 type for replacement.



RT29

RT29 Fuse with Cylindrical Cap


- Standards compliant: GB/T 13539.2, IEC 60269-2
- Rated voltage: AC500V
- Rated current range: 2A ~ 125A complete current specifications
- Rated breaking capacity: 100kA
- Breaking range and use category: gG type
- Fuse link of the impactor is equipped with, and it has the phase loss protection function as the motor.
- Mainly used for electrical circuit overload and short circuit protection
- Warm reminder: this type of fuse is not recommended for capacitor cabinet; it is recommended to use RT36 type for replacement.



RT36


RT36 Knife Contact Fuse Protector

- Standards compliant: GB/T 13539.2, IEC60269-2
- Rated voltage: to AC690V
- Rated current range: 4A ~ 1250A complete current specifications
- Rated breaking capacity: up to 120kA safer
- Breaking range and use category: gG type
- Open structure, good heat dissipation condition
- Self design, use more confident with CHINT special models
- RX1 signal fuses can be equipped with to achieve remote function.
- Mainly used for electrical circuit overload and short circuit protection




SAK Terminal Blocks

- Standards compliant: GB/T 14048.7, IEC 60947-7-1
- Rated working voltage: AC 690V
- Rated cross-sectional area: 2.5mm²~70mm²
- 10 pieces of conventional terminal are assembled into 1 strip
- TH35-type guide rail can be used for installation



JXB Terminal Blocks

- Standards compliant: GB/T 14048.7, IEC 60947-7-1
- Rated working voltage: AC 690V
- Rated cross-sectional area: 2.5mm²~70mm²
- 10 pieces of conventional terminal are assembled into 1 strip
- TH35-type guide rail can be used for installation



JCUK Terminal Blocks

- Standards compliant: GB/T 14048.7, IEC 60947-7-1
- Rated working voltage: AC 690V
- Rated cross-sectional area: 2.5mm²~150mm²
- Built-in wiring mode, with finger protection function
- Use the high strength engineering plastic, safe and environmental protection
- TH35-type guide rail can be used for installation




TB Terminal Blocks

- Standards compliant: GB/T 14048.7, IEC 60947-7-1
- Rated working voltage: AC 600V
- Rated working current: 15A-100A
- Conventional terminals become strips separately
- Screws are used for fixed installation



TC Terminal Blocks

- Standards compliant: GB/T 14048.7, IEC 60947-7-1
- Rated working voltage: AC 600V
- Rated working current: 60A-600A
- Conventional terminals become strips separately
- Screws are used for fixed installation



TH35-7.5(C45) Rail



LW32 Cam Switch

- Standards compliant: GB/T 14048.5, IEC 60947-5-1
- Use category: AC-15,DC-13
- Rated voltage: AC-15,AC 380V
DC-13,DC 220V
- Rated current: AC-15 2.6A,DC-13 0.27A
- Various types, wide range of uses
- Used to convert electrical control circuit (can also directly control small capacity motor starting,reversible conversion, transmission etc.)



HZ10 Combination Switch

- Standards compliant: GB/T 14048.3, IEC 60947-3
- Use category: AC-22A AC-3 DC-21A
- Rated voltage: AC-22A AC-3 380V DC-21A 220V
- Rated current: AC-22A 10A,25A,60A,100A
DC-21A 10A,25A,60A,100A
- Widely used in the field of motor, with good electric stability and thermal stability, etc.
- Infrequently used for manual making and breaking of the motor circuits.



YBLX-ME

YBLX-ME Position Switch

- Standards compliant: GB/T 14048.5, IEC 60947-5-1
- Use category: AC-15 DC-13
- Rated voltage: AC-15 380V DC-13 220V
- Rated current: AC-15 0.8A DC-13 0.16A
- Conventional thermal current: 5A
- Compact size, quick action, diverse operating methods
- Used for the automatic control of machine tool, limiting action of motion mechanism and controlling stroke or program occasion



YBLX-WL

YBLX-WL Position Switch

- Standards compliant: GB/T 14048.5, IEC 60947-5-1
- Use category: AC-15 DC-13
- Rated voltage: AC-15 380V DC-13 220V
- Rated current: AC-15 0.79A DC-13 0.15A
- Conventional thermal current: 5A
- A variety of operating and installation methods meet the requirements of various occasions
- Used for the automatic control of machine tool, limiting action of motion mechanism and controlling stroke or program occasion



YBLX-CK

YBLX-CK Position Switch

- Standards compliant: GB/T 14048.5, IEC 60947-5-1
- Use category: AC-15 DC-13
- Protection level: IP52
- Rated working voltage: AC 380V DC 220V
- Rated control current: AC 0.8A DC 0.16A
- Conventional thermal current: 5A
- Used for the automatic control of machine tool, limiting action of motion mechanism and controlling stroke or program occasion



YBLX-P1 Position Switch

- Standards compliant: GB/T 14048.5, IEC 60947-5-1
- Use category: AC-15 DC-13
- Rated voltage: AC-15 380V, DC-13 220V
- Rated current: AC-15 0.8A, DC-13 0.15A
- Conventional thermal current: 10A
- A variety of operating and installation methods meet the requirements of various occasions
- Used for the automatic control of machine tool, limiting action of motion mechanism and controlling stroke or program occasion



YBLX-K1 Position Switch

- Standards compliant: GB/T 14048.5, IEC 60947-5-1
- Use category: AC-15 DC-13
- Rated voltage: AC-15 380V, DC-13 220V
- Rated current: AC-15 0.8A, DC-13 0.15A
- Conventional thermal current: 5A
- Compact size, quick action
- Used for the automatic control of machine tool, limiting action of motion mechanism and controlling stroke or program occasion




YBLX-K3 Position Switch

- Standards compliant: GB/T 14048.5, IEC 60947-5-1
- Use category: AC-15 DC-13
- Rated voltage: AC-15 380V, DC-13 220V
- Rated current: AC-15 0.8A, DC-13 0.15A
- Conventional thermal current: 10A
- Compact size, quick action
- Used for the automatic control of machine tool, limiting action of motion mechanism and controlling stroke or program occasion



YBLX-10 Position Switch

- Standards compliant: GB/T 14048.5, IEC 60947-5-1
- Use category: AC-15 DC-13
- Rated voltage: AC 380V DC 220V
- Rated current: AC 0.79A DC 0.091A
- Conventional thermal current: 10A
- Sealing function available, meets the demand of water-proof occasions
- Used to control the stroke occasion of translation mechanism of the lifting equipment



YBLX-19 Position Switch

- Standards compliant: GB/T 14048.5, IEC 60947-5-1
- Use category: AC-15 DC-13
- Rated voltage: AC 380V DC 220V
- Rated current: AC 0.79A DC 0.1A
- Conventional thermal current: 5A
- A variety of operating methods meet the requirements of various occasions
- Used for the automatic control of machine tool, limiting action of motion mechanism and controlling stroke or program occasion



YBLT-3, YBLT-4

YBLT-3, YBLT-4 Foot Switch

- Standards compliant: GB/T 14048.5, IEC 60947-5-1
- Use category: AC-15 DC-13
- Rated working voltage: AC 380V, DC 220V
- Rated control current: AC 0.79A, DC 0.14A
- Conventional thermal current: 3A
- Used to control the machine tool electrical, medical equipment, etc.



YBLT-EKW/5A/B

YBLT-EKW/5A/B Foot Switch

- Standards compliant: GB/T 14048.5, IEC 60947-5-1
- Use category: AC-15 DC-13
- Rated voltage: AC 380V DC 220V
- Rated current: AC 0.8A DC 0.16A
- Conventional thermal current: 5A
- Used to control the machine tool electrical, medical equipment, etc.



YBLT-FS/1

YBLT-FS/1 Foot Switch

- Standards compliant: GB/T 14048.5, IEC 60947-5-1
- Use category: AC-15 DC-13
- Rated voltage: AC 380V DC 220V
- Rated current: AC 0.79A DC 0.14A
- Conventional thermal current: 5A
- Used to control the machine tool electrical, medical equipment, etc.



YBLT-FS/201

YBLT-FS/201 Foot Switch

- Standards compliant: GB/T 14048.5, IEC 60947-5-1
- Use category: AC-15 DC-13
- Rated voltage: AC 380V DC 220V
- Rated current: AC 0.8A, DC 0.16A
- Conventional thermal current: 5A
- Used to control the machine tool electrical, medical equipment, etc.



YBLXW-5

YBLXW-5 Microswitch

- Standards compliant: GB/T 14048.5, IEC 60947-5-1
- Use category: AC-15 DC-13
- Rated voltage: AC 380V, DC 220V
- Rated current: AC 0.79A, DC 0.14A
- Protection level: IP52
- Product features: complete model, superior performance, high performance price ratio, wide range of application, etc.
- Applications: mainly used for the stroke control, limit protection and interlocking of the mechanical equipment of machinery, textile, light industry, electronic instrument



YBLXW-6

YBLXW-6 Microswitch










- Standards compliant: GB/T 14048.5, IEC 60947-5-1
- Use category: AC-15 DC-13
- Rated voltage: AC 380V, DC 220V
- Rated current: AC 0.79A, DC 0.14A
- Protection level: IP52
- Operating frequency: 40 times / min
- Product features: flexible action, high reliability, wide range of application
- Applications: mechanical automatic control, limiting movement, action or procedure control of transmission mechanism
















JD

JD Electromagnetic Speed-adjustable Motor Controller

- JD electromagnetic speed-adjustable motor controllers are products designed jointly (uniformly) nationwide by the former Ministry of Machinery Industry and used for the speed control of electromagnetic speed-adjustable motor (slip motor) to achieve constant torque stepless speed regulation. This controller applies only to slip motor, not to general motor.

Picture	Model No.	Description	Packing Quantity (pcs/ctn)	Carton Dimension (mm)
	NEW G NEW3-N00100	1 Lever 1 Way Switch 16A 250V 2x4	100	690*316*200
	NEW G NEW3-N00200	1 Lever 2 Way Switch 16A 250V 2x4	100	690*316*200
	NEW G NEW3-N00300	2 Lever 1 Way Switch 16A 250V 2x4	100	690*316*200
	NEW G NEW3-N00400	2 Lever 2 Way Switch 16A 250V 2x4	100	690*316*200
	NEW G NEW3-N00500	3 Lever 1 Way Switch 16A 250V 2x4	100	690*316*200
	NEW G NEW3-N00700	4 Lever 1 Way Switch 16A 250V 2x4	100	690*316*200
	NEW G NEW3-N00900	5 Lever 1 Way Switch 16A 250V 4x4	50	690*316*200
	NEW G NEW3-N01100	6 Lever 1 Way Switch 16A 250V 4x4	50	690*316*200
	NEW G NEW3-N42940	Single Switched Socket 16A 250V 2x4	100	690*316*200

Picture	Model No.	Description	Packing Quantity (pcs/ctn)	Carton Dimension (mm)
	NEW G NEW3-N42950	Single Switched Socket 16A 250V 4x4	50	690*316*200
	NEW G NEW3-N44230	Double Switched Socket 16A 250V 4x4	50	690*316*200
	NEW G NEW3-N44330	SA&EURO Combined Switched Socket 16A 250V 4x4	50	690*316*200
	NEW G NEW3-N44340	Single Switched Socket 16A 250V with 2x USB 2100mA 5A 4x4	50	690*316*200
	NEW G NEW3-N45110	Rotary Dimmer 1 Lever 1 Way Switch 2x4	80	690*316*200
	NEW G NEW3-N30550	Rotary Dimmer Switch 2x4	80	690*316*200
	NEW G NEW3-N00190	Isolator Switch 45A 250V Double Pole 4x4	50	690*316*200
	NEW G NEW3-N00160	Isolator Switch 32A 250V Double Pole 2x4	100	690*316*200
	NEW G NEW3-N44140	SA&Euro Combined Switched Socket 16A 250A 2x4	100	690*316*200

Picture	Model No.	Description	Packing Quantity (pcs/ctn)	Carton Dimension (mm)
	NEW G NEW3-N44150	SA&3 x Euro Switched Sockets 16A 250V 4x4	50	690*316*200
	NEW G NEW3-N11800	Six Way Euro Socket 16A 250V 4x4	50	690*316*200
	NEW G NEW3-N95100	Blank Plate 2x4	200	690*316*200
	NEW G NEW3-N95110	Blank Plate 4x4	100	690*316*200



High Quality Silver
Alloy Contact



Large Aperture
Junction



High Precision
Copper Parts



Ingenious
Designs



High Strength
Steel Frame





NP48,NP72,NP96 Series Pointer Analog Meter

1. Main structure and features

Np48, NP72, NP96 series square instrument is electronic magnetic type, adopting rejecting structure. The instrument consists of measuring mechanism, and indication device, with fire-proof type cover, ABS constructure plastic, safe measuring terminal, high-efficient wiring mode. Besides, it also adopts printed dia plate and crystal glass cover, making it overallly

2. Main technical parameter

Item	Specification	Measuring Range	Accuracy Grade
DC Volt meter	NP 48-V NP 72-V NP 96-V	1V~750V(direct connect), 450V~450kV/1mA or 5mA (via valued resistor)	Class 1.5
DC Current meter	NP 48-A NP 72-A NP 96-A	50 μ A~20A(direct connect) 20A~10kA/60mV /75mV (via current transformer)	Class 1.5
AC Volt meter	NP 48-V NP 72-V NP 96-V	15V~600V(direct connect) , 450V~450kV/100V (via voltage transformer)	Class 1.5
AC Current meter	NP 48-A NP 72-A NP 96-A	1A~100A (direct connect) 5A~10kA/5A or 1A	Class 1.5
Frequency meter	NP 48-Hz NP 72-Hz NP 96-Hz	45~55Hz, 45~65Hz, 55~65Hz, Rated voltage: 100V 220V 380V	Class 1.0
Power meter	NP 48-W/var NP 72-W/var NP 96-W/var	100V, 220V, 380V(direct connect) 380V~380kV/100V (via voltage transformer)	Class 2.5
Power factor meter	NP 48-cos ϕ NP 72-cos ϕ NP 96-cos ϕ	0.5C~1~0.5L 100V 5A, 220V 5A, 380V 5A	Class 2.5

Note: NP48 is Class 2.5, while for NP72, NP80B and NP96 current meter: above 30A: Class 2.5; below 30A and */5A: Class 1.5



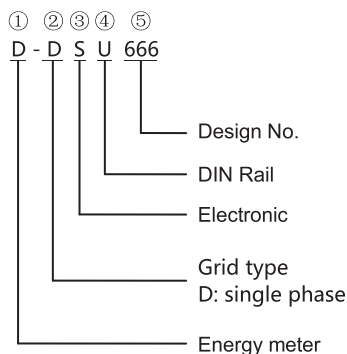
DDSU666 Series Single Phase Electronic Energy Meter (DIN-Rail)

Main functions and characteristic

- ◆ DIN35mm standard DIN-Rail mount, with segment LCD display;
- ◆ Measuring function: it is characterized with measurement for active energy and voltage, current, frequency, power, power factor, etc.

Model composition and the representative meanings:

The model is composed of five parts, when ordering, Part ①~Part ⑤ are required, and others can be determined according to their needs.



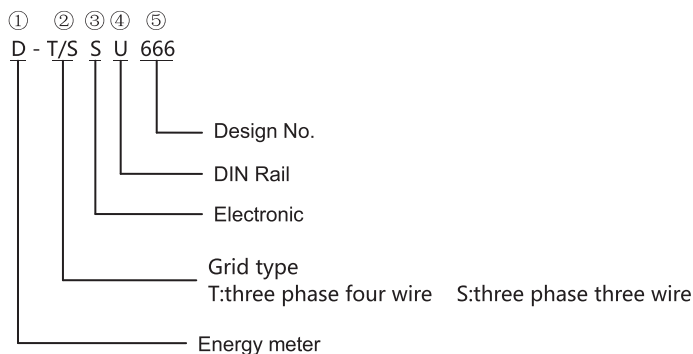
DT/SSU666 Series Three Phase Electronic Energy Meter (DIN-Rail)

Main functions and characteristic

- ◆ DIN35mm standard DIN-Rail mount, with segment LCD display;
- ◆ Measuring function: it is characterized with measurement for active/reactive energy, voltage, current, frequency, power, power factor, etc. electrical

Model composition and the representative meanings:

The model is composed of five parts, when ordering, Part ①~Part ⑤ are required, and others can be determined according to their needs.





PA/PZ666- □ Series Single Phase Digital Ammeter, Voltmeter

Main functions and characteristics:

- ◆ Real-time measurement and indication for the current and voltage value of the power circuit.
- ◆ The display range of the instrument is programmable.



PA/PZ666- □ Series Single Phase Digital Ammeter, Voltmeter

Main functions and characteristics:

- ◆ Real-time measurement and indication for the phase current, phase voltage, wire voltage value of the electrical circuit.
- ◆ The current/ voltage ratio of the instrument is programmable.



PD666- □S4 Series Three Phase Digital Multi-fuction Meter

Main functions and characteristics:

- ◆ It can measure three phase current, three phase voltage, active power, reactive power, power factor, frequency, positive/negative active energy and four-quadrant reactive energy.
- ◆ With the standard RS-485 communication interface, it adopts the standard ModBus-RTU communication protocol and the baud rate can be set.
- ◆ Parameters such as current/voltage ratio, type of network, communication address of the meter, communication baud rate, etc. are programmable.



PD666- □S3 Series Three Phase Digital Multi-fuction Meter

Main functions and characteristics:

- ◆ It can measure three phase current, three phase voltage, active power, reactive power, power factor, frequency, positive/negative active energy and four-quadrant reactive energy.
- ◆ With the standard RS-485 communication interface, it adopts the standard ModBus-RTU communication protocol and the baud rate can be set.
- ◆ Parameters such as current/voltage ratio, type of network, communication address of the meter, communication baud rate, etc. are programmable.



PD666- □Series Single Phase Digital Multi-fuction Meter

Main functions and characteristics:

- ◆ It can measure single phase AC current, voltage, active/reactive power, power factor, frequency, positive/negative active energy and reactive energy.
- ◆ Extendible for two-way switch quantity input and two-way switch quantity output to realize "remote communication" and "remote control" for the local or remote switching signals.
- ◆ Parameters such as the current/voltage ratio, indication mode for electrical quantity, the of the meter, electric quantity display mode, communication address of the meter, baud rate, transmitting output object, transmitting output range, alarming object, alarming upper/lower limit, etc. can be randomly programmed and set.



PD7777- □S4 Series Three Phase Digital Multi-fuction Meter

Main functions and characteristics:

- ◆ It can measure three phase current, voltage, active/reactive power, power factor, frequency, positive/negative active energy, four-quadrant reactive energy.
- ◆ With the standard RS-485 communication interface, adopting the standard ModBus-RTU communication protocol and the baud rate can be set with switch quantity input function.
- ◆ Function extension: four-way analog quantity output function; four-way switch quantity output function ("remote-communication" and "remote control" functions)
- ◆ Parameters such as the current/voltage ratio, indication mode for electrical quantity, the of the meter, electric quantity display mode, communication address of the meter, baud rate, transmitting output object, transmitting output range, alarming object, alarming upper/lower limit, etc. can be randomly programmed and set.



PD7777- □S3 Series Three Phase LCD Display Digital Multi-fuction Meter

Main functions and characteristics:

- ◆ It can measure three phase current, voltage, active/reactive power, power factor, frequency, positive/negative active energy, four-quadrant reactive energy.
- ◆ With the standard RS-485 communication interface, adopting the standard ModBus-RTU communication protocol and the baud rate can be set with switch quantity input function.
- ◆ Function extension: Four-way analog quantity output function; four-way switch quantity output function ("remote-communication" and "remote control" functions)
- ◆ Parameters such as the current/voltage ratio, indication mode for electrical quantity, the of the meter, electric quantity display mode, communication address of the meter, baud rate, transmitting output object, transmitting output range, alarming object, alarming upper/lower limit, etc. can be randomly programmed and set.



PD7777- □H Series Digital Harmonic Multi-fuction Meter

Main functions and characteristics:

- ◆ It adopts dot colorized LCD sketch display with intuitive and friendly interface.
- ◆ It can measure the electrical parameters such as current, voltage, active/reactive power, apparent power, power factor, frequency, etc. in the electrical network.
- ◆ Accurate measurement four-quadrant energy.
- ◆ power quality monitoring:
 - Measure the 2nd~31st harmonic content of the voltage, current, total harmonic distortion, bar graph of the display harmonic in the electrical network.
 - Measure the power quality parameters such as positive sequence, negative sequence, zero sequence of voltage/current, degree of unbalancedness, etc.
 - Online real-time displayed voltage, current waveform, observing the real-time condition of power grid, which can realize the phase sequence regulation such as voltage and current and loss of phase detection, etc.
- ◆ Input/output function of the modules:
 - Provide one-way active energy and one-way reactive power impulse output.
 - Provide multi-way relay switch output function, which can realize upper and lower limit alarm output.
 - Provide four-way switch input state indicating function, adopting passive stem node resistive signal input method.
- ◆ With the standard RS-485 communication interface, adopting the standard ModBus-RTU communication protocol and the baud rate can be set.
- ◆ Each switch quantity has 500 SOE event recording function.
- ◆ It is characterized with 500 pieces of manual and automatic fault wave recording function, continuously saving loaded curve data records for one year.



XMT Improved Type Digital Temperature Indicating Regulators

Main functions and characteristics:

- ◆ Real-time temperature measurement and control.
- ◆ Two-position, three-position and time scale control mode can be optional.
- ◆ Temperature difference control mode can be customized.
- ◆ The meter adopts button-touch operation mode.



XMT -4000 Series Digital Temperature Indicating Regulators

Main functions and characteristics:

- ◆ High cost performance with accuracy of class one, adopting keyboard input settings.
- ◆ Support same type of sensor with graduation freely switched, full range of measurement and automatic switching for resolution
- ◆ The input adopts digital correction system, the built-in common thermocouple and hot-resistance non-linear correction table for accurate measurement.
- ◆ The potentiometer regulation and time scale regulation can be freely switched, and the positive & negative effect can be set.
- ◆ It has perfect self-checking and protection function. According to the nature of the error, it can automatically correct or timely propose and close output when errors occur.



XMT -5000 Series Digital Indicating Controller

Main functions and characteristics:

- ◆ Support ten types of free switching such as hot resistance, thermocouple, voltage, current, etc. and the measuring range and display resolution can be set.
- ◆ The input adopts digital correction system, the built-in usually use thermocouple and hot-resistance non-linear correction table for accurate measurement.



XMT -8000 Series Intelligent Industrial Regulators

Main functions and characteristics:

- ◆ Twenty-one types of free switching such as hot resistance, thermocouple, voltage, current, resistance etc. the measuring range and display resolution can be set.
- ◆ The modular output structure, various types of control output are freely optional. All can be defined as position control or PID control.
- ◆ It can provide transmitting output signals for analog quantity, and can be freely switched among 0-10mA, 0-20mA, 4-20mA.
- ◆ It can provide RS485 serial communication, supporting the standard MODBUS_RTU communication protocol.
- ◆ It has perfect self-checking and protection function. According to the nature of the error, it can automatically correct or timely propose and close output for systemic safety when errors occur.



NXA Air Circuit Breaker

- Frame size(A): 1600,2000,3200,4000
- Breaking capacity: N,S,H
- Rated operational voltage Ue(VAC): 380/400/415
- Number of poles: 3P,4P
- Installation method: draw-out type, fixed type
- Wiring type: horizontal rear connection
- Operation temperature: -5°C-+55°C
- Storage conditions: apply to -45°C-+70°C
- Protection grade: Front IP 20,other side IP 00

Circuit Breaker Description



1 Trademark

2 Secondary wiring terminal

3 Breaking button

4 Energy-storage handle

5 Making button

6 Nameplate

7 Energy-storage/release indicator

8 Breaking/making indicator

9 QR code

10 Extraction draw plate (only applicable to draw-out type)

11 "Disconnected" position locking (only applicable to draw-out type)

12 Racking-handle entry (only applicable to draw-out type)

13 Position indication (only applicable to draw-out type)

14 Racking-handle storage (only applicable to draw-out type)

15 Intelligent controller

16 Fault-breaking indicator reset button



NXM

NXM Series MCCB

- Standards: IEC/EN 60947-1, IEC/EN 60947-2
- Frame current: 63/125/160/250/400/630/800/1000/1250/1600A
- Rated voltage: 220/230/240;380/400/415V
- Breaking capacity code: E, S, F, H
- Complete accessories
- Installation method: Fixed type; plug-in type
- Dual insulation design
- -35°C~+70°C operating temperature range
- Certification: CB, CE, KEMA



NXMS

NXMS Series Electronic MCCB

- Standards: IEC/EN 60947-1, IEC/EN 60947-2
- Frame current: 160/250/400/630/1000/1250/1600A
- Rated voltage: 220/230/240;380/400/415V
- Breaking capacity code: S, F, H
- Complete accessories
- With a USB port for better human-machine interaction
- The brand-new electronic release, provide more accurate circuit protection
- Installation method: Fixed type; plug-in type
- Dual insulation design
- -25°C~+70°C operating temperature range
- Certification: CB, CE, KEMA



NXMLE

NXMLE Series Residual Current Circuit Breaker (Coming soon)

- Standards: IEC/EN 60947-1, IEC/EN 60947-2
- Frame current: 125/160/250/400/630A
- Rated voltage: 220/230/240;380/400/415V
- Breaking capacity code: S, F, H
- Poles: 1PN, 2P, 3P, 3PN, 4P
- Installation method: Fixed type; plug-in type
- -35°C~+70°C operating temperature range
- Certification: CB, CE, KEMA



NXHM

NXHM Series Disconnect Switch (Coming soon)

- Standards: IEC/EN 60947-1, IEC/EN 60947-3
- Frame current: 63/125/160/250/320/400/630/800/1000A
- Rated voltage: 400/415/690V
- Poles: 3P, 4P
- Installation method: Fixed type; plug-in type
- Certification: CB, CE



NXB-63

NXB-63 Miniature Circuit Breaker

- Compliant standards: IEC60898-1
- Rated current: 1A, 2A, 3A, 4A, 6A, 10A, 16A, 20A, 25A, 32A, 40A, 50A, 63A
- Rated voltage: 240/415V
- Frequency: 50/60Hz
- Electromagnetic release type: B, C, D
- Number of poles: 1P, 1P+N, 2P, 3P, 3P+N, 4P
- Mechanical life: 20000 cycles
- Electrical life: 10000 cycles
- Rated short-circuit breaking capacity(Icu): 6000A
- Short-circuit breaking capacity(Ics): 6000A
- Rated impulse withstand voltage (Uimp): 4kV
- Protection of circuits against short-circuit currents, overload currents, switch, isolation



NXB-63H

NXB-63H Miniature Circuit Breaker

- Compliant standards: IEC60898-1
- Rated current: 1A, 2A, 3A, 4A, 6A, 10A, 16A, 20A, 25A, 32A, 40A, 50A, 63A
- Rated voltage: 240/415V
- Frequency: 50/60Hz
- Electromagnetic release type: B, C, D
- Number of poles: 1P, 1P+N, 2P, 3P, 3P+N, 4P
- Mechanical life: 20000 cycles
- Electrical life: 10000 cycles
- Rated short-circuit breaking capacity: 10000A
- Short-circuit breaking capacity: 7500A
- Rated impulse withstand voltage (Uimp): 4kV
- Protection of circuits against short-circuit currents, overload currents, switch, isolation



NXB-80

NXB-80 Miniature Circuit Breaker

- Compliant standards: IEC60898-1
- Rated current: 80A
- Rated voltage: 240/415V
- Frequency: 50/60Hz
- Electromagnetic release type: B, C, D
- Number of poles: 1P, 1P+N, 2P
- Mechanical life: 20000 cycles
- Electrical life: 10000 cycles
- Rated short-circuit breaking capacity: 6KA
- Short-circuit breaking capacity: 6KA
- Rated impulse withstand voltage (Uimp): 4kV
- Protection of circuits against short-circuit currents, overload currents, switch, isolation



NXB-40

NXB-40 Miniature Circuit Breaker

- Compliant standards: IEC60898-1
- Rated current: 6A, 10A, 16A, 20A, 25A, 32A, 40A
- Rated voltage: 240
- Frequency: 50/60Hz
- Electromagnetic release type: C, D
- Number of poles: 1P+N
- Mechanical life: 20000 cycles
- Electrical life: 10000 cycles
- Rated short-circuit breaking capacity(Icu): 4500A
- Short-circuit breaking capacity(Ics): 4500A
- Rated impulse withstand voltage(Uimp): 4kV



NXB-125

NXB-125 Moulded Case Circuit Breaker

- Compliant standards: IEC60947-2
- Rated current: 63A, 80A, 100A, 125A
- Rated voltage: 240V ~ (1P), 415V ~ (2P, 3P, 4P)
- Frequency: 50/60Hz
- Electromagnetic release type: C, D
- Number of poles: 1P, 2P, 3P, 4P
- Mechanical life: 20000 cycles
- Electrical life: 6000 cycles ($I_n \leq 100A$); 4000 cycles ($I_n > 100A$)
- Rated short-circuit breaking capacity(I_{cu}): 10000A
- Short-circuit breaking capacity(I_{cs}): 7500A
- Rated impulse withstand voltage(U_{imp}): 4kV



NXB-125G

NXB-125G Miniature Circuit Breaker

- Compliant standards: IEC60898-1
- Rated current: 63A, 80A, 100A, 125A
- Rated voltage: 240V ~ (1P), 415V ~ (2P, 3P, 4P)
- Frequency: 50/60Hz
- Electromagnetic release type: B, C, D
- Number of poles: 1P, 2P, 3P, 4P
- Mechanical life: 20000 cycles
- Electrical life: 6000 cycles ($I_n \leq 100A$); 4000 cycles ($I_n > 100A$)
- Rated short-circuit breaking capacity(I_{cu}): 10000A
- Short-circuit breaking capacity(I_{cs}): 7500A
- Rated impulse withstand voltage(U_{imp}): 4kV



NXBLE-32

NXBLE-32 Residual current operated circuit breaker

- Compliant standards: IEC61009-1
- Rated current: 6A, 10A, 16A, 20A, 25A, 32A
- Rated residual operating current: 0.03A, 0.05A, 0.075A, 0.1A, 0.3A
- Rated voltage: 240V ~ (1P+N, 2P), 415V ~ (3P, 3P+N, 4P)
- Frequency: 50/60Hz
- Electromagnetic release type: B, C, D
- Number of poles: 1P+N, 2P, 3P, 3P+N, 4P
- Mechanical life: 20000 cycles
- Electrical life: 10000 cycles
- Rated short-circuit breaking capacity(I_{cu}): 6000A
- Short-circuit breaking capacity(I_{cs}): 6000A
- Rated impulse withstand voltage(U_{imp}): 4kV



NXBLE-63

NXBLE-63 Residual current operated circuit breaker

- Compliant standards: IEC61009-1
- Rated current: 6A, 10A, 16A, 20A, 25A, 32A, 40A, 50A, 63A
- Rated residual operating current: 0.03A, 0.05A, 0.075A, 0.1A, 0.3A
- Rated voltage: 240V ~ (1P+N, 2P), 415V ~ (3P, 3P+N, 4P)
- Frequency: 50/60Hz
- Electromagnetic release type: B, C, D
- Number of poles: 1P+N, 2P, 3P, 3P+N, 4P
- Mechanical life: 20000 cycles
- Electrical life: 10000 cycles
- Rated short-circuit breaking capacity(I_{cu}): 6000A
- Short-circuit breaking capacity(I_{cs}): 6000A
- Rated impulse withstand voltage(U_{imp}): 4kV



NXBLE-63Y

NXBLE-63Y Residual current operated circuit breaker

- Compliant standards: IEC61009-1
- Rated current: 6A, 10A, 16A, 20A, 25A, 32A, 40A, 50A, 63A
- Rated residual operating current: 0.01A, 0.03A
- Rated voltage: 240/415V
- Frequency: 50/60Hz
- Electromagnetic release type: C, D
- Number of poles: 1P+N
- Mechanical life: 20000 cycles
- Electrical life: 10000 cycles
- Rated short-circuit breaking capacity(Icu): 4500A
- Short-circuit breaking capacity(Ics): 4500A
- Rated impulse withstand voltage(Uimp): 4kV



NXBLE-40

NXBLE-40 Residual current operated circuit breaker

- Compliant standards: IEC61009-1
- Rated current: 6A, 10A, 16A, 20A, 25A, 32A, 40A
- Rated residual operating current: 0.01A, 0.03A
- Rated voltage: 240/415V
- Frequency: 50/60Hz
- Electromagnetic release type: C, D
- Number of poles: 1P+N
- Mechanical life: 20000 cycles
- Electrical life: 10000 cycles
- Rated short-circuit breaking capacity(Icu): 4500A
- Short-circuit breaking capacity(Ics): 4500A
- Rated impulse withstand voltage(Uimp): 4kV



NXBLE-125

NXBLE-125 Residual current operated circuit breaker

- Compliant standards: IEC60947-2
- Rated current: 63A, 80A, 100A, 125A
- Rated residual operating current: 0.03A, 0.05A, 0.075A, 0.1A, 0.3A
- Rated voltage: 240V ~ (1P+N, 2P), 415V ~ (3P, 3P+N, 4P)
- Frequency: 50/60Hz
- Electromagnetic release type: C, D
- Number of poles: 1P+N, 2P, 3P, 3P+N, 4P
- Mechanical life: 20000 cycles
- Electrical life: 6000 cycles (In≤100A); 4000 cycles (In> 100A)
- Rated short-circuit breaking capacity(Icu): 10000A
- Short-circuit breaking capacity(Ics): 7500A
- Rated impulse withstand voltage(Uimp): 4kV



NXBLE-125G Residual current operated circuit breaker

- Compliant standards: IEC61009-1
- Rated current: 63A, 80A, 100A, 125A
- Rated residual operating current: 0.03A, 0.05A, 0.075A, 0.1A, 0.3A
- Rated voltage: 240V ~ (1P+N, 2P), 415V ~ (3P, 3P+N, 4P)
- Frequency: 50/60Hz
- Electromagnetic release type: B, C, D
- Number of poles: 1P+N, 2P, 3P, 3P+N, 4P
- Mechanical life: 20000 cycles
- Electrical life: 6000 cycles ($I_n \leq 100A$); 4000 cycles ($I_n > 100A$)
- Rated short-circuit breaking capacity(I_{cu}): 10000A
- Short-circuit breaking capacity(I_{cs}): 7500A
- Rated impulse withstand voltage(U_{imp}): 4kV



AX-X1 Auxiliary contacts, AL-X1 Alarm auxiliary contact

- Compliant standards: IEC 60947-5-1
- Rated insulation voltage (U_i): 500V
- Utilization category: AC-12, DC-12
- Rated operation current under different rated operation voltage:
AC-12: 240V/6A, 415V/3A;
DC-12: 130V/1A, 48V/2A, 24V/6A
- Life time: 10000 times



SHT-X1 Shunt release

- Rated insulation voltage (U_i): 500V
- Utilization category: AC-12, DC-12
- Rated operation current under different rated operation voltage:
AC-12: 400V/3A, 230V/6A, 48V/3A, 24V/6A;
DC-12: 48V/3A, 24V/6A
- Action characteristics: within the range of 70% ~ 110% of the rated control supply voltage
- Life time: 4000 times



OVT-X1 Overvoltage release

- Rated operation voltage U_e : AC 240V 50Hz (or 60Hz)
- Rated insulation voltage U_i : 500V
- Overvoltage setting value U_{vo} : 280V
- Mechanical and electrical life: ≥ 4000 operation cycles



UVT-X1

UVT-X1 Under-voltage release

- Rated operation voltage U_e : AC 240V
- Rated insulation voltage U_i : 500V
- Under voltage setting value: (35% ~ 70%) U_e
- Mechanical and electrical life: ≥ 4000 operation cycles



OUVT-X1

OUVT-X1 Over/under voltage release

- Rated operation voltage U_e : AC 240V, 50Hz
- Overvoltage operation setting value U_{vo} : 280V
- Rated insulation voltage U_i : 500V
- Over voltage setting value: 280 ($1 \pm 5\%$) V
- Under voltage setting value : (35% ~ 70%) U_e
- Mechanical and electrical life: ≥ 4000 operation cycles



AX-X3

AX-X3 Auxiliary contacts,AL-X3 Alarm auxiliary contact

- Compliant standards: IEC 60947-5-1
- Rated insulation voltage (U_i): 500V
- Utilization category : AC-12 , DC-12
- Rated operation current under different rated operation voltage:
AC-12:240V/6A , 415V/3A ;
DC-12:130V/1A,48V/2A,24V/6A
- Life time: 10000 times



SHT-X3

SHT-X3 Shunt release

- Rated insulation voltage (U_i): 500V
- Utilization category:AC-12,DC-12
- Rated operation current under different rated operation voltage:
AC-12:400V/3A,230V/6A,48V/3A,24V/6A;
DC-12:48V/3A,24V/6A
- Action characteristics: within the range of 70% ~ 110% of the rated control supply voltage
- Life time: 4000 times



OVT-X3

OVT-X3 Overvoltage release

- Rated operation voltage U_e : AC 240V 50Hz (or 60Hz)
- Rated insulation voltage U_i : 500V.
- Overvoltage setting value U_{vo} : 280V(1±5%)V
- Mechanical and electrical life: ≥4000 operation cycles



UVT-X3

UVT-X3 Under-voltage release

- Rated operation voltage U_e : AC 240V
- Rated insulation voltage U_i : 500V
- Under voltage setting value : (35% ~ 70%) U_e
- Mechanical and electrical life: ≥4000 operation cycles



OUVT-X3

OUVT-X3 Over/under voltage release

- Rated operation voltage U_e : AC 240V, 50Hz
- Rated insulation voltage U_i : 500V
- Over voltage setting value: 280(1±5%) V
- Under voltage setting value : (35% ~ 70%) U_e
- Mechanical and electrical life: ≥4000 operation cycles



NXHB-125

NXHB-125 Isolation switch

- Compliant standards: IEC60947-3
- Rated current I_e : 20A, 32A, 40A, 63A, 80A, 100A, 125A
- Number of poles: 1P, 2P, 3P, 4P
- Rated insulation voltage U_i : 500V
- Rated operation voltage U_e : 240V~(1P), 415V~(2P, 3P, 4P)
- Operation performance: mechanical life of 10,000 cycles, electrical life of 3000 cycles
- Utilization category: AC-22A, AC-21B



NXC

NXC AC Contactor

- The NC1 series AC contactor is used in remote motor ($\leq 335\text{kW}$) control application.
- Rating up to 690V, 630A (AC-3). -----(6A, 9A, 12A, 16A, 18A, 22A, 25A, 32A, 38A, 40A, 50A, 65A, 75A, 85, 100A, 120A, 160A, 185A, 225A, 265A, 330A, 400A, 500A, 630A)
- Standard: IEC/EN 60947-4-1
- Ambient temp.: $-35^{\circ}\text{C} \sim +70^{\circ}\text{C}$
- Coil voltage : 6A~225A: 24V, 36V, 48V, 110V, 127V, 220V, 380V, 415V (AC)
265A~630A: 24V, 36V, 48V, 110V, 127V, 220V, 380V, 415V (AC/DC)
6A~12A (mini type): 24V, 36V, 48V, 110V, 127V, 220V, 380V, 415V (AC)
24V, 48V, 110V, 220V (DC)
- Side mounting auxiliary contacts: AX-3C/11 (for 6A~225A) & AX-3C/11B (for 265A~630A) (1NO&1NC)
- Top mounting auxiliary contacts: AX-3X/11 & AX-3X/20 & AX-3X/02 (1NO&1NC or 2NO or 2NC)
AX-3X/13 & AX-3X/31 (1NO&3NC or 3NO&1NC)
AX-3X/22 & AX-3X/40 & AX-3X/04 (2NO&2NC or 4NO or 4NC)
AX-3M/11 & AX-3M/20 & AX-3M/02 (for mini type, 1NO&1NC or 2NO or 2NC)
AX-3M/13 & AX-3M/31 (for mini type, 1NO&3NC or 3NO&1NC)
AX-3M/22 & AX-3M/40 & AX-3M/04 (for mini type, 2NO&2NC or 4NO or 4NC)
- Top mounting time delay block: F5-T (making time delay) & F5-D (breaking time delay)
- Assemble with Thermal Overload Relay NXR to be a DOL Starter.
- Assemble with another one to be a reversing contactor.



NXR

NXR Thermal Overload Relay

- The NXR series thermal overload relay is used to provide overload and phase failure protection for AC motors.
- Rating up to 690V, 630A (AC-3): ----- (12A for mini type, 25A, 38A, 100A, 200A, 630A)
- NXR-200 and NXR-630 are electronic overload relay.
- Standard: IEC/EN 60947-5-1
- Ambient temp.: $-35^{\circ}\text{C} \sim +70^{\circ}\text{C}$
- Assemble with NXC contactor to be a DOL starter.



NXRC

NXRC Contactor Relay

- The NXRC series contactor relay is used in relay control, signal transmission and isolation amplifier application.
- Rating up to 690V, Ith=10A, 380V/1.5A for AC-15 and 220V/0.3A for DC-13
- Contact combination: 4NO or 3NO&1NC or 2NO&2NC or 1NO&3NC or 4NC
- Standard: IEC/EN 60947-5-1
- Ambient temp.: -35°C~+70°C
- Coil voltage : 24V, 36V, 48V, 110V, 127V, 220V, 380V, 415V (AC)
24V, 48V, 110V, 220V (DC)
- Top mounting auxiliary contacts:
AX-3M/11 & AX-3M/20 & AX-3M/02 (1NO&1NC or 2NO or 2NC)
AX-3M/13 & AX-3M/31 (1NO&3NC or 3NO&1NC)
AX-3M/22 & AX-3M/40 & AX-3M/04 (2NO&2NC or 4NO or 4NC)



NXJ

NXJ Plug-in Relay

- The NXJ series plug-in relay is used in relay control, signal transmission and isolation amplifier application
- 3A, 5A and 10A switching current
- Ambient temp.: -35°C~+70°C
- Various sockets available
- With LED indicator as an option
- Full range of AC and DC coil



NXZ Automatic Transfer Switching Equipment (class PC)

- Conforming standards: GB /T14048.11, IEC60947-6-1
- Electric class: special class PC
- Utilization category: AC-33B
- Frame size: 125A/250A/630A
- Rated short-time withstand current power-on time 25kA/200ms, rated short-circuit limiting current 100kA
- Having large-screen display and communication function
- Two-inlet one-outlet connection mode
- Padlock function, double protection
- Wide environmental adaptation: -25°C~70°C
- 3C and KEMA certification



NXZM Automatic Transfer Switching Equipment (class CB)

- Conforming standards: GB /T14048.11 , IEC60947-6-1
- Electric class: class CB
- Utilization category: AC-33B
- Frame size: 63A 125A/160A/250A 320A/400A 630A/800A
- Having large-screen display and communication function
- Brand-new plug-in modular design, small size
- Mechanical and electric interlock, safe and reliable
- Wide environmental adaptation: -25°C~ 70 °C
- 3C and KEMA certification



NXZHM Automatic Transfer Switching Equipment (class PC)

- Conforming standards: GB /T14048.11, IEC60947-6-1
- Electric class: derived class PC
- Utilization category: AC-33B
- Frame size: 63A 125A/160A/250A 320A/400A 630A/800A
- Having large-screen display and communication function
- Brand-new plug-in modular design, small size
- Mechanical and electric interlock, safe and reliable
- Wide environmental adaptation: -25°C~ 70 °C
- 3C and KEMA certification



NXZB-63

NXZB-63 Automatic Transfer Switching Equipment (class CB)

- Conforming standards: GB /T14048.11 , IEC60947-6-1
- Electric class: class CB
- Utilization category: AC-33iB
- Padlock function, safe and reliable
- Handle and motor on-off design
- Controller modular design with communication function
- Wide environmental adaptation: -25°C ~ 70 °C
- 3C and KEMA certification



NXZHB-63

NXZHB-63 Automatic Transfer Switching Equipment (class PC)

- Conforming standards: GB /T14048.11, IEC60947-6-1
- Electric class: derived class PC
- Utilization category: AC-33B
- Padlock function, safe and reliable
- Handle and motor on-off design
- Controller modular design with communication function
- Wide environmental adaptation: -25°C ~ 70 °C

Africa

South Africa CHINT South Africa

Tel: +27 (0) 10 443 9791
E-mail: info@chintglobal.co.za
Website: www.chintglobal.co.za

 /CHINTSouthAfrica

 /CHINTSouthAfrica



Zhejiang Chint Electrics Co., Ltd.

Add: No. 1, CHINT Road, CHINT Industrial Zone, North Baixiang,
Yueqing, Zhejiang, 325603, P.R.China
Tel: 4001177797
Fax: +86-577-62775769 62871811
E-mail: global-sales@chint.com
Website: <http://en.chint.com/>

2019



©CHINT Electric All Rights Reserved Recycle Paper Printed



Specifications and technical data are subject to change without notice.
Please contact us to confirm relevant information on ordering